

TROPHEE DES PYRENEES - Formule Ford

GRAND PRIX DE PAU HISTORIQUE

FREE PRACTICE

Classification

| Nr. | Driver | Nat | Team | Car | | Time | Lap | Total | Gap | Kph |
|-----|-----------------------------|-----|------|------------------|---|-----------------|-----|-------|---------|--------------|
| 1 | 61 Alex LYNN | UK | | VAN DIEMEN RF 81 | B | 1:29.091 | 15 | 15 | - | 111.5 |
| 2 | 11 Alain GIRARDET | SUI | | VAN DIEMEN RF 79 | B | 1:29.199 | 15 | 15 | +0.108 | 111.4 |
| 3 | 3 Pierre LOMBARDI | SUI | | LOLA T540 | B | 1:30.322 | 11 | 13 | +1.231 | 110.0 |
| 4 | 40 Michel GHIO | FRA | | VAN DIEMEN RF 81 | B | 1:30.462 | 13 | 16 | +1.371 | 109.8 |
| 5 | 36 Laurent COURREGELONGUE | FRA | | VAN DIEMEN RF 80 | B | 1:30.591 | 14 | 16 | +1.500 | 109.7 |
| 6 | 29 Paul MCMORRAN | UK | | CROSSLE 25 F | A | 1:30.820 | 12 | 15 | +1.729 | 109.4 |
| 7 | 32 Jean DUBOURDIEU | FRA | | VAN DIEMEN RF 81 | B | 1:31.095 | 14 | 15 | +2.004 | 109.1 |
| 8 | 38 Alan CROCKER | NZ | | RAY F 71 | A | 1:31.617 | 12 | 15 | +2.526 | 108.5 |
| 9 | 52 Gerard DELPRAT | FRA | | LOLA T 540 | B | 1:32.085 | 12 | 15 | +2.994 | 107.9 |
| 10 | 81 Jose CAMPOS COSTA | POR | | MERLYN MK 24 | A | 1:32.604 | 15 | 15 | +3.513 | 107.3 |
| 11 | 44 Jean DEVERLY | FRA | | VAN DIEMEN RF 80 | B | 1:32.878 | 15 | 15 | +3.787 | 107.0 |
| 12 | 30 Bernard RICHARD | FRA | | VAN DIEMEN RF 78 | B | 1:33.148 | 9 | 15 | +4.057 | 106.7 |
| 13 | 27 Regis PREVOST | FRA | | MC NAMARA Mk 3 F | A | 1:33.967 | 5 | 5 | +4.876 | 105.7 |
| 14 | 4 Francois BUGAT | FRA | | ROYALE RP 24 | B | 1:34.079 | 14 | 15 | +4.988 | 105.6 |
| 15 | 41 Philippe JOURDNAUD | FRA | | VAN DIEMEN RF 80 | B | 1:34.317 | 13 | 14 | +5.226 | 105.3 |
| 16 | 121 Raoul SCULTORE | FRA | | ALEXIS MK 15 B | A | 1:34.322 | 12 | 15 | +5.231 | 105.3 |
| 17 | 82 Thibaut RICHARD | FRA | | VAN DIEMEN RF 79 | B | 1:34.517 | 14 | 15 | +5.426 | 105.1 |
| 18 | 14 Jean CANTOUNAT | FRA | | ROYALE RP 16 | A | 1:34.556 | 12 | 15 | +5.465 | 105.1 |
| 19 | 6 Yves LE ROY | FRA | | DULON LD 4 | A | 1:34.822 | 14 | 15 | +5.731 | 104.8 |
| 20 | 70 Michel RENAVAND | FRA | | VAN DIEMEN RF 81 | B | 1:35.272 | 12 | 14 | +6.181 | 104.3 |
| 21 | 15 Julien COHEN | FRA | | MARCH 708 | A | 1:35.453 | 12 | 13 | +6.362 | 104.1 |
| 22 | 20 Didier MANTZ | FRA | | ROYALE RP 21 | B | 1:35.999 | 5 | 7 | +6.908 | 103.5 |
| 23 | 25 Giovanni ROMAGNOLI | UK | | CROSSLE 32 F | B | 1:36.347 | 12 | 15 | +7.256 | 103.1 |
| 24 | 67 Vincent MISSISTRANO | FRA | | VAN DIEMEN RF 81 | B | 1:36.571 | 12 | 14 | +7.480 | 102.9 |
| 25 | 12 Line FIGUET | SUI | | VAN DIEMEN RF 77 | B | 1:36.764 | 13 | 15 | +7.673 | 102.7 |
| 26 | 77 Jean DIONISOTTI | SUI | | ROYALE RP 29 | B | 1:37.448 | 11 | 15 | +8.357 | 102.0 |
| 27 | 85 Chris LILLINGSTONE-PRICE | UK | | MERLYN MK 11 | A | 1:37.537 | 5 | 7 | +8.446 | 101.9 |
| 28 | 43 Marc SCHYRR | FRA | | CROSSLE 32 F | B | 1:38.755 | 11 | 14 | +9.664 | 100.6 |
| 29 | 58 Michel PLAISANT | FRA | | CROSSLE 32 F | B | 1:38.813 | 5 | 7 | +9.722 | 100.6 |
| 30 | 24 Sebastien CANTOUNAT | FRA | | ROYALE RP 26 | B | 1:39.197 | 12 | 15 | +10.106 | 100.2 |
| 31 | 76 Michel CORDEIRO | FRA | | RAY F 81 | B | 1:41.258 | 14 | 14 | +12.167 | 98.1 |
| 32 | 5 Jean PETER | FRA | | LOTUS 59 F | A | 1:42.490 | 4 | 6 | +13.399 | 96.9 |
| 33 | 88 Eric FILHINE TRESARRIEU | FRA | | ROYALE RP 26 | B | 1:43.852 | 13 | 14 | +14.761 | 95.7 |
| 34 | 8 Xavier RASCAGNERES | FRA | | ROYALE RP 3 | A | 1:44.383 | 14 | 14 | +15.292 | 95.2 |
| 35 | 16 Xavier MICHEL | FRA | | VAN DIEMEN RF 81 | B | 1:46.938 | 4 | 5 | +17.847 | 92.9 |
| 36 | 39 Juerg HÜGLI | FRA | | PRS RH 02 | B | 1:53.898 | 2 | 2 | +24.807 | 87.2 |
| 37 | 31 Joseph SEIGNALET | FRA | | ROYALE RP21 | B | | | | | |
| 38 | 72 Patrick MORRISSEY | FRA | | VAN DIEMEN RF 81 | B | | | 1 | | |

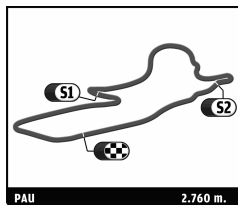
| | | | | |
|--------------------|--------|-----------|-----------------|-----------|
| Fastest Lap | Lap 15 | Alex LYNN | 1:29.091 | 111.5 Kph |
|--------------------|--------|-----------|-----------------|-----------|

Published at:

Track Status: **DRY**

| | |
|-----------------------|--------------------|
| Race Director: | Timekeeper: |
|-----------------------|--------------------|





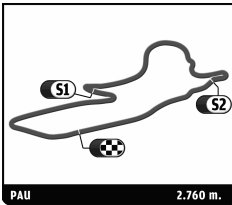
TROPHEE DES PYRENEES - Formule Ford

GRAND PRIX DE PAU HISTORIQUE

FREE PRACTICE

Best Sector Times

| SECTOR 1 | | | SECTOR 2 | | | SECTOR 3 | | | Pos | Driver | Ideal Lap | Best Lap |
|----------|-------------------------|--------|-------------------------|--------|-------------------------|----------|-----|-------------------------|----------|----------|-----------|----------|
| Pos | Driver | Time | Driver | Time | Driver | Time | Pos | Driver | | | | |
| 1 | 32 J.DUBOURDIEU | 29.621 | 11 A.GIRARDET | 40.332 | 61 A.LYNN | 18.173 | 1 | 11 A.GIRARDET | 1'28.494 | 1:29.199 | (2) | |
| 2 | 11 A.GIRARDET | 29.747 | 61 A.LYNN | 40.729 | 11 A.GIRARDET | 18.415 | 2 | 61 A.LYNN | 1'28.904 | 1:29.091 | (1) | |
| 3 | 40 M.GHIO | 29.859 | 3 P.LOMBARDI | 41.456 | 3 P.LOMBARDI | 18.511 | 3 | 40 M.GHIO | 1'30.110 | 1:30.462 | (4) | |
| 4 | 61 A.LYNN | 30.002 | 40 M.GHIO | 41.507 | 38 A.CROCKER | 18.524 | 4 | 3 P.LOMBARDI | 1'30.322 | 1:30.322 | (3) | |
| 5 | 36 L.COURREGELONGUE | 30.316 | 29 P.MCMORRAN | 41.515 | 36 L.COURREGELONGUE | 18.578 | 5 | 36 L.COURREGELONGUE | 1'30.457 | 1:30.591 | (5) | |
| 6 | 29 P.MCMORRAN | 30.332 | 36 L.COURREGELONGUE | 41.563 | 32 J.DUBOURDIEU | 18.713 | 6 | 29 P.MCMORRAN | 1'30.676 | 1:30.820 | (6) | |
| 7 | 3 P.LOMBARDI | 30.355 | 52 G.DELPRAT | 42.189 | 40 M.GHIO | 18.744 | 7 | 32 J.DUBOURDIEU | 1'30.872 | 1:31.095 | (7) | |
| 8 | 30 B.RICHARD | 30.360 | 38 A.CROCKER | 42.317 | 29 P.MCMORRAN | 18.829 | 8 | 38 A.CROCKER | 1'31.560 | 1:31.617 | (8) | |
| 9 | 44 J.DEVERLY | 30.475 | 81 J.CAMPOS COSTA | 42.362 | 52 G.DELPRAT | 19.081 | 9 | 52 G.DELPRAT | 1'32.085 | 1:32.085 | (9) | |
| 10 | 27 R.PREVOST | 30.628 | 32 J.DUBOURDIEU | 42.538 | 44 J.DEVERLY | 19.108 | 10 | 30 B.RICHARD | 1'32.185 | 1:33.148 | (12) | |
| 11 | 38 A.CROCKER | 30.719 | 30 B.RICHARD | 42.588 | 81 J.CAMPOS COSTA | 19.184 | 11 | 44 J.DEVERLY | 1'32.288 | 1:32.878 | (11) | |
| 12 | 52 G.DELPRAT | 30.815 | 44 J.DEVERLY | 42.705 | 30 B.RICHARD | 19.237 | 12 | 81 J.CAMPOS COSTA | 1'32.461 | 1:32.604 | (10) | |
| 13 | 6 Y.LE ROY | 30.902 | 4 F.BUGAT | 42.914 | 70 M.RENAVAND | 19.262 | 13 | 27 R.PREVOST | 1'33.543 | 1:33.967 | (13) | |
| 14 | 81 J.CAMPOS COSTA | 30.915 | 14 J.CANTOUNAT | 43.059 | 4 F.BUGAT | 19.319 | 14 | 4 F.BUGAT | 1'33.613 | 1:34.079 | (14) | |
| 15 | 82 T.RICHARD | 30.972 | 82 T.RICHARD | 43.316 | 27 R.PREVOST | 19.331 | 15 | 82 T.RICHARD | 1'33.751 | 1:34.517 | (17) | |
| 16 | 14 J.CANTOUNAT | 31.224 | 121 R.SCULTORE | 43.459 | 6 Y.LE ROY | 19.362 | 16 | 14 J.CANTOUNAT | 1'33.794 | 1:34.556 | (18) | |
| 17 | 20 D.MANTZ | 31.237 | 25 G.ROMAGNOLI | 43.468 | 20 D.MANTZ | 19.375 | 17 | 20 D.MANTZ | 1'34.087 | 1:35.999 | (22) | |
| 18 | 121 R.SCULTORE | 31.268 | 20 D.MANTZ | 43.475 | 85 C.LILLINGSTONE-PRICE | 19.405 | 18 | 121 R.SCULTORE | 1'34.163 | 1:34.322 | (16) | |
| 19 | 4 F.BUGAT | 31.380 | 27 R.PREVOST | 43.584 | 121 R.SCULTORE | 19.436 | 19 | 6 Y.LE ROY | 1'34.251 | 1:34.822 | (19) | |
| 20 | 12 L.PIGUET | 31.393 | 70 M.RENAVAND | 43.956 | 82 T.RICHARD | 19.463 | 20 | 70 M.RENAVAND | 1'35.183 | 1:35.272 | (20) | |
| 21 | 67 V.MISSISTRANO | 31.702 | 6 Y.LE ROY | 43.987 | 14 J.CANTOUNAT | 19.511 | 21 | 25 G.ROMAGNOLI | 1'35.448 | 1:36.347 | (23) | |
| 22 | 77 J.DIONISOTTI | 31.944 | 58 M.PLAISANT | 44.258 | 25 G.ROMAGNOLI | 19.523 | 22 | 67 V.MISSISTRANO | 1'35.806 | 1:36.571 | (24) | |
| 23 | 70 M.RENAVAND | 31.965 | 67 V.MISSISTRANO | 44.320 | 67 V.MISSISTRANO | 19.784 | 23 | 12 L.PIGUET | 1'36.017 | 1:36.764 | (25) | |
| 24 | 43 M.SCHYRR | 32.137 | 85 C.LILLINGSTONE-PRICE | 44.575 | 12 L.PIGUET | 19.826 | 24 | 77 J.DIONISOTTI | 1'36.636 | 1:37.448 | (26) | |
| 25 | 24 S.CANTOUNAT | 32.407 | 77 J.DIONISOTTI | 44.781 | 77 J.DIONISOTTI | 19.911 | 25 | 58 M.PLAISANT | 1'36.769 | 1:38.813 | (29) | |
| 26 | 25 G.ROMAGNOLI | 32.457 | 12 L.PIGUET | 44.798 | 16 X.MICHEL | 19.919 | 26 | 85 C.LILLINGSTONE-PRICE | 1'36.925 | 1:37.537 | (27) | |
| 27 | 58 M.PLAISANT | 32.587 | 43 M.SCHYRR | 45.707 | 58 M.PLAISANT | 19.924 | 27 | 43 M.SCHYRR | 1'37.987 | 1:38.755 | (28) | |
| 28 | 85 C.LILLINGSTONE-PRICE | 32.945 | 24 S.CANTOUNAT | 45.723 | 76 M.CORDEIRO | 20.111 | 28 | 24 S.CANTOUNAT | 1'38.344 | 1:39.197 | (30) | |
| 29 | 16 X.MICHEL | 33.271 | 16 X.MICHEL | 45.993 | 43 M.SCHYRR | 20.143 | 29 | 16 X.MICHEL | 1'39.183 | 1:46.938 | (35) | |
| 30 | 5 J.PETER | 33.356 | 76 M.CORDEIRO | 46.904 | 88 E.FILHINE TRESARIEU | 20.204 | 30 | 76 M.CORDEIRO | 1'41.119 | 1:41.258 | (31) | |
| 31 | 88 E.FILHINE TRESARIEU | 34.017 | 88 E.FILHINE TRESARIEU | 47.328 | 24 S.CANTOUNAT | 20.214 | 31 | 5 J.PETER | 1'41.307 | 1:42.490 | (32) | |
| 32 | 76 M.CORDEIRO | 34.104 | 5 J.PETER | 47.490 | 8 X.RASCAGNERES | 20.420 | 32 | 88 E.FILHINE TRESARIEU | 1'41.549 | 1:43.852 | (33) | |
| 33 | 8 X.RASCAGNERES | 34.677 | 8 X.RASCAGNERES | 47.977 | 5 J.PETER | 20.461 | 33 | 8 X.RASCAGNERES | 1'43.074 | 1:44.383 | (34) | |
| 34 | 39 J.HÜGLI | 39.090 | 72 P.MORRISSEY | 50.253 | 39 J.HÜGLI | 21.451 | 34 | 39 J.HÜGLI | 1'53.898 | 1:53.898 | (36) | |
| 35 | 72 P.MORRISSEY | 52.197 | 39 J.HÜGLI | 53.357 | 72 P.MORRISSEY | 23.146 | 35 | 72 P.MORRISSEY | 2'05.596 | | | |



TROPHEE DES PYRENEES - Formule Ford

GRAND PRIX DE PAU HISTORIQUE

QUALIFYING

Final Classification

| Nr. | Driver | Nat | Team | Car | | Time | Lap | Total | Gap | Kph |
|-----|-----------------------------|-----|------|------------------|---|-----------------|-----|-------|---------|--------------|
| 1 | 61 Alex LYNN | UK | | VAN DIEMEN RF 81 | B | 1:27.202 | 15 | 15 | - | 113.9 |
| 2 | 11 Alain GIRARDET | SUI | | VAN DIEMEN RF 79 | B | 1:28.597 | 11 | 17 | +1.395 | 112.1 |
| 3 | 3 Pierre LOMBARDI | SUI | | LOLA T540 | B | 1:28.900 | 10 | 17 | +1.698 | 111.8 |
| 4 | 29 Paul MCMORRAN | UK | | CROSSLE 25 F | A | 1:29.366 | 8 | 16 | +2.164 | 111.2 |
| 5 | 40 Michel GHIO | FRA | | VAN DIEMEN RF 81 | B | 1:29.589 | 11 | 15 | +2.387 | 110.9 |
| 6 | 36 Laurent COURREGELONGUE | FRA | | VAN DIEMEN RF 80 | B | 1:30.364 | 11 | 16 | +3.162 | 110.0 |
| 7 | 85 Chris LILLINGSTONE-PRICE | UK | | MERLYN MK 11 | A | 1:30.628 | 11 | 16 | +3.426 | 109.6 |
| 8 | 20 Didier MANTZ | FRA | | ROYALE RP 21 | B | 1:30.975 | 8 | 16 | +3.773 | 109.2 |
| 9 | 27 Regis PREVOST | FRA | | MC NAMARA Mk 3 F | A | 1:31.017 | 11 | 16 | +3.815 | 109.2 |
| 10 | 38 Alan CROCKER | NZ | | RAY F 71 | A | 1:31.312 | 3 | 4 | +4.110 | 108.8 |
| 11 | 32 Jean DUBOURDIEU | FRA | | VAN DIEMEN RF 81 | B | 1:31.906 | 9 | 12 | +4.704 | 108.1 |
| 12 | 30 Bernard RICHARD | FRA | | VAN DIEMEN RF 78 | B | 1:32.000 | 9 | 12 | +4.798 | 108.0 |
| 13 | 82 Thibaut RICHARD | FRA | | VAN DIEMEN RF 79 | B | 1:32.238 | 10 | 13 | +5.036 | 107.7 |
| 14 | 52 Gerard DELPRAT | FRA | | LOLA T 540 | B | 1:32.276 | 10 | 16 | +5.074 | 107.7 |
| 15 | 4 François BUGAT | FRA | | ROYALE RP 24 | B | 1:32.590 | 9 | 16 | +5.388 | 107.3 |
| 16 | 14 Jean CANTOUNAT | FRA | | ROYALE RP 16 | A | 1:32.712 | 10 | 16 | +5.510 | 107.2 |
| 17 | 81 Jose CAMPOS COSTA | POR | | MERLYN MK 24 | A | 1:32.805 | 11 | 12 | +5.603 | 107.1 |
| 18 | 16 Xavier MICHEL | FRA | | VAN DIEMEN RF 81 | B | 1:33.045 | 4 | 9 | +5.843 | 106.8 |
| 19 | 44 Jean DEVERLY | FRA | | VAN DIEMEN RF 80 | B | 1:33.161 | 8 | 8 | +5.959 | 106.7 |
| 20 | 70 Michel RENAVAND | FRA | | VAN DIEMEN RF 81 | B | 1:33.258 | 10 | 15 | +6.056 | 106.5 |
| 21 | 77 Jean DIONISOTTI | SUI | | ROYALE RP 29 | B | 1:33.289 | 4 | 4 | +6.087 | 106.5 |
| 22 | 58 Michel PLAISANT | FRA | | CROSSLE 32 F | B | 1:33.438 | 3 | 16 | +6.236 | 106.3 |
| 23 | 72 Patrick MORRISSEY | FRA | | VAN DIEMEN RF 81 | B | 1:33.490 | 10 | 13 | +6.288 | 106.3 |
| 24 | 6 Yves LE ROY | FRA | | DULON LD 4 | A | 1:33.687 | 16 | 16 | +6.485 | 106.1 |
| 25 | 12 Line FIGUET | SUI | | VAN DIEMEN RF 77 | B | 1:33.787 | 7 | 16 | +6.585 | 105.9 |
| 26 | 25 Giovanni ROMAGNOLI | UK | | CROSSLE 32 F | B | 1:33.945 | 4 | 16 | +6.743 | 105.8 |
| 27 | 41 Philippe JOURDNAUD | FRA | | VAN DIEMEN RF 80 | B | 1:34.753 | 4 | 14 | +7.551 | 104.9 |
| 28 | 88 Eric FILHINE TRESARRIEU | FRA | | ROYALE RP 26 | B | 1:34.792 | 8 | 15 | +7.590 | 104.8 |
| 29 | 15 Julien COHEN | FRA | | MARCH 708 | A | 1:35.302 | 10 | 15 | +8.100 | 104.3 |
| 30 | 24 Sebastien CANTOUNAT | FRA | | ROYALE RP 26 | B | 1:35.644 | 13 | 15 | +8.442 | 103.9 |
| 31 | 67 Vincent MISSISTRANO | FRA | | VAN DIEMEN RF 81 | B | 1:36.045 | 13 | 15 | +8.843 | 103.5 |
| 32 | 121 Raoul SCULTORE | FRA | | ALEXIS MK 15 B | A | 1:36.800 | 6 | 8 | +9.598 | 102.6 |
| 33 | 5 Jean PETER | FRA | | LOTUS 59 F | A | 1:37.224 | 4 | 12 | +10.022 | 102.2 |
| 34 | 43 Marc SCHYRR | FRA | | CROSSLE 32 F | B | 1:37.341 | 11 | 15 | +10.139 | 102.1 |
| 35 | 76 Michel CORDEIRO | FRA | | RAY F 81 | B | 1:38.210 | 8 | 13 | +11.008 | 101.2 |
| 36 | 8 Xavier RASCAGNERES | FRA | | ROYALE RP 3 | A | 1:42.225 | 4 | 14 | +15.023 | 97.2 |

Not classified:

39 Juerg HÜGLI FRA

PRS RH 02 B

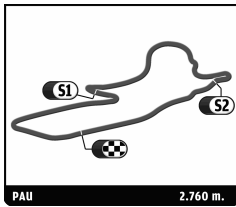
| | | | | |
|--------------------|--------|-----------|-----------------|-----------|
| Fastest Lap | Lap 15 | Alex LYNN | 1:27.202 | 113.9 Kph |
|--------------------|--------|-----------|-----------------|-----------|

#30 Annulation du meilleur temps. Art.- 8.2.1 R.G. 2012

Published at:

Track Status: **DRY**

| | |
|-----------|-------------|
| Stewards: | Timekeeper: |
|-----------|-------------|



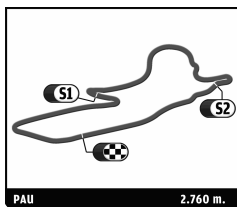
TROPHEE DES PYRENEES - Formule Ford

GRAND PRIX DE PAU HISTORIQUE

QUALIFYING

Best Sector Times

| SECTOR 1 | | | SECTOR 2 | | SECTOR 3 | | Pos | Driver | Ideal Lap | Best Lap |
|----------|-------------------------|--------|-------------------------|--------|-------------------------|--------|-----|-------------------------|-----------|---------------|
| Pos | Driver | Time | Driver | Time | Driver | Time | | | | |
| 1 | 61 A.LYNN | 29.230 | 61 A.LYNN | 39.555 | 61 A.LYNN | 18.138 | 1 | 61 A.LYNN | 1'26.923 | 1:27.202 (1) |
| 2 | 3 P.LOMBARDI | 29.517 | 11 A.GIRARDET | 40.158 | 11 A.GIRARDET | 18.263 | 2 | 11 A.GIRARDET | 1'27.944 | 1:28.597 (2) |
| 3 | 11 A.GIRARDET | 29.523 | 3 P.LOMBARDI | 40.398 | 3 P.LOMBARDI | 18.332 | 3 | 3 P.LOMBARDI | 1'28.247 | 1:28.900 (3) |
| 4 | 40 M.GHIO | 29.707 | 29 P.MCMORRAN | 40.666 | 29 P.MCMORRAN | 18.453 | 4 | 29 P.MCMORRAN | 1'29.203 | 1:29.366 (4) |
| 5 | 20 D.MANTZ | 29.845 | 85 C.LILLINGSTONE-PRICE | 41.158 | 36 L.COURREGELONGUE | 18.682 | 5 | 40 M.GHIO | 1'29.578 | 1:29.589 (5) |
| 6 | 32 J.DUBOURDIEU | 29.874 | 40 M.GHIO | 41.171 | 40 M.GHIO | 18.700 | 6 | 20 D.MANTZ | 1'30.175 | 1:30.975 (9) |
| 7 | 29 P.MCMORRAN | 30.084 | 36 L.COURREGELONGUE | 41.363 | 20 D.MANTZ | 18.710 | 7 | 36 L.COURREGELONGUE | 1'30.270 | 1:30.364 (6) |
| 8 | 82 T.RICHARD | 30.117 | 30 B.RICHARD | 41.462 | 27 R.PREVOST | 18.767 | 8 | 85 C.LILLINGSTONE-PRICE | 1'30.429 | 1:30.628 (7) |
| 9 | 30 B.RICHARD | 30.208 | 20 D.MANTZ | 41.620 | 30 B.RICHARD | 18.813 | 9 | 30 B.RICHARD | 1'30.483 | 1:30.897 (8) |
| 10 | 38 A.CROCKER | 30.214 | 27 R.PREVOST | 41.877 | 32 J.DUBOURDIEU | 18.820 | 10 | 38 A.CROCKER | 1'31.009 | 1:31.312 (11) |
| 11 | 36 L.COURREGELONGUE | 30.225 | 38 A.CROCKER | 41.896 | 85 C.LILLINGSTONE-PRICE | 18.871 | 11 | 27 R.PREVOST | 1'31.017 | 1:31.017 (10) |
| 12 | 27 R.PREVOST | 30.373 | 4 F.BUGAT | 41.994 | 38 A.CROCKER | 18.899 | 12 | 32 J.DUBOURDIEU | 1'31.169 | 1:31.906 (12) |
| 13 | 85 C.LILLINGSTONE-PRICE | 30.400 | 72 P.MORRISSEY | 42.001 | 16 X.MICHEL | 18.912 | 13 | 4 F.BUGAT | 1'31.812 | 1:32.590 (15) |
| 14 | 81 J.CAMPOS COSTA | 30.408 | 14 J.CANTOUNAT | 42.234 | 4 F.BUGAT | 19.044 | 14 | 52 G.DELPRAT | 1'31.907 | 1:32.276 (14) |
| 15 | 52 G.DELPRAT | 30.411 | 58 M.PLAISANT | 42.301 | 44 J.DEVERLY | 19.100 | 15 | 81 J.CAMPOS COSTA | 1'32.068 | 1:32.805 (17) |
| 16 | 12 L.PIGUET | 30.501 | 82 T.RICHARD | 42.376 | 52 G.DELPRAT | 19.105 | 16 | 82 T.RICHARD | 1'32.070 | 1:32.238 (13) |
| 17 | 4 F.BUGAT | 30.774 | 52 G.DELPRAT | 42.391 | 81 J.CAMPOS COSTA | 19.176 | 17 | 14 J.CANTOUNAT | 1'32.449 | 1:32.712 (16) |
| 18 | 77 J.DIONISOTTI | 30.776 | 44 J.DEVERLY | 42.443 | 25 G.ROMAGNOLI | 19.228 | 18 | 44 J.DEVERLY | 1'32.515 | 1:33.161 (19) |
| 19 | 14 J.CANTOUNAT | 30.883 | 32 J.DUBOURDIEU | 42.475 | 70 M.RENAVAND | 19.266 | 19 | 16 X.MICHEL | 1'32.600 | 1:33.045 (18) |
| 20 | 44 J.DEVERLY | 30.972 | 81 J.CAMPOS COSTA | 42.484 | 72 P.MORRISSEY | 19.318 | 20 | 12 L.PIGUET | 1'32.803 | 1:33.787 (25) |
| 21 | 58 M.PLAISANT | 30.980 | 70 M.RENAVAND | 42.562 | 14 J.CANTOUNAT | 19.332 | 21 | 72 P.MORRISSEY | 1'32.833 | 1:33.490 (23) |
| 22 | 41 P.JOURDENAUD | 30.996 | 77 J.DIONISOTTI | 42.563 | 6 Y.LE ROY | 19.419 | 22 | 77 J.DIONISOTTI | 1'32.847 | 1:33.289 (21) |
| 23 | 16 X.MICHEL | 31.070 | 16 X.MICHEL | 42.618 | 77 J.DIONISOTTI | 19.508 | 23 | 58 M.PLAISANT | 1'32.853 | 1:33.438 (22) |
| 24 | 25 G.ROMAGNOLI | 31.185 | 12 L.PIGUET | 42.698 | 15 J.COHEN | 19.555 | 24 | 70 M.RENAVAND | 1'33.102 | 1:33.258 (20) |
| 25 | 6 Y.LE ROY | 31.222 | 25 G.ROMAGNOLI | 42.862 | 58 M.PLAISANT | 19.572 | 25 | 25 G.ROMAGNOLI | 1'33.275 | 1:33.945 (26) |
| 26 | 70 M.RENAVAND | 31.274 | 6 Y.LE ROY | 43.046 | 24 S.CANTOUNAT | 19.576 | 26 | 6 Y.LE ROY | 1'33.687 | 1:33.687 (24) |
| 27 | 88 E.FILHINE TRESARREU | 31.395 | 41 P.JOURDENAUD | 43.319 | 82 T.RICHARD | 19.577 | 27 | 41 P.JOURDENAUD | 1'34.078 | 1:34.753 (27) |
| 28 | 15 J.COHEN | 31.407 | 88 E.FILHINE TRESARREU | 43.446 | 12 L.PIGUET | 19.604 | 28 | 88 E.FILHINE TRESARREU | 1'34.472 | 1:34.792 (28) |
| 29 | 72 P.MORRISSEY | 31.514 | 67 V.MISSISTRANO | 43.511 | 88 E.FILHINE TRESARREU | 19.631 | 29 | 15 J.COHEN | 1'34.730 | 1:35.302 (29) |
| 30 | 5 J.PETER | 31.711 | 24 S.CANTOUNAT | 43.761 | 41 P.JOURDENAUD | 19.763 | 30 | 24 S.CANTOUNAT | 1'35.329 | 1:35.644 (30) |
| 31 | 43 M.SCHYRR | 31.969 | 15 J.COHEN | 43.768 | 5 J.PETER | 19.766 | 31 | 67 V.MISSISTRANO | 1'35.495 | 1:36.045 (31) |
| 32 | 24 S.CANTOUNAT | 31.992 | 43 M.SCHYRR | 44.123 | 67 V.MISSISTRANO | 19.817 | 32 | 5 J.PETER | 1'35.975 | 1:37.224 (33) |
| 33 | 121 R.SCULTORE | 32.006 | 5 J.PETER | 44.498 | 121 R.SCULTORE | 19.865 | 33 | 43 M.SCHYRR | 1'36.157 | 1:37.341 (34) |
| 34 | 67 V.MISSISTRANO | 32.167 | 121 R.SCULTORE | 44.510 | 43 M.SCHYRR | 20.065 | 34 | 121 R.SCULTORE | 1'36.381 | 1:36.800 (32) |
| 35 | 76 M.CORDEIRO | 32.385 | 76 M.CORDEIRO | 45.668 | 76 M.CORDEIRO | 20.157 | 35 | 76 M.CORDEIRO | 1'38.210 | 1:38.210 (35) |
| 36 | 8 X.RASCAGNERES | 33.351 | 8 X.RASCAGNERES | 47.594 | 8 X.RASCAGNERES | 20.447 | 36 | 8 X.RASCAGNERES | 1'41.392 | 1:42.225 (36) |



GRAND PRIX DE PAU HISTORIQUE

TROPHEE DES PYRENEES - Formule Ford

RACE 1 (25')

Final Classification

| Drivers | Nat | Team | Vehicle | Class | Laps | Total Time | Gap | Kph | Best Lap | | |
|-------------------------------|-----|------|------------------|-------|------|------------|-----------|-------|----------|----------|-------|
| | | | | | | | | | Lap | Time | Kph |
| 1 61 Alex LYNN | UK | | VAN DIEMEN RF 81 | B | 17 | 25:12.846 | - | 111.7 | 10 | 1:26.951 | 114.3 |
| 2 11 Alain GIRARDET | SUI | | VAN DIEMEN RF 79 | B | 17 | 25:24.803 | +11.957 | 110.8 | 3 | 1:28.142 | 112.7 |
| 3 3 Pierre LOMBARDI | SUI | | LOLA T540 | B | 17 | 25:28.728 | +15.882 | 110.5 | 11 | 1:28.343 | 112.5 |
| 4 36 Laurent COURREGELONGUE | FRA | | VAN DIEMEN RF 80 | B | 17 | 25:53.493 | +40.647 | 108.7 | 5 | 1:28.930 | 111.7 |
| 5 16 Xavier MICHEL | FRA | | VAN DIEMEN RF 81 | B | 17 | 26:15.797 | +1:02.951 | 107.2 | 8 | 1:30.220 | 110.1 |
| 6 44 Jean DEVERLY | FRA | | VAN DIEMEN RF 80 | B | 17 | 26:27.683 | +1:14.837 | 106.4 | 9 | 1:29.591 | 110.9 |
| 7 32 Jean DUBOURDIEU | FRA | | VAN DIEMEN RF 81 | B | 17 | 26:32.004 | +1:19.158 | 106.1 | 9 | 1:30.532 | 109.8 |
| 8 52 Gerard DELPRAT | FRA | | LOLA T 540 | B | 17 | 26:33.294 | +1:20.448 | 106.0 | 10 | 1:30.467 | 109.8 |
| 9 85 Chris LILLINGSTONE-PRICE | UK | | MERLYN MK 11 | A | 17 | 26:34.245 | +1:21.399 | 106.0 | 9 | 1:31.091 | 109.1 |
| 10 4 François BUGAT | FRA | | ROYALE RP 24 | B | 17 | 26:35.666 | +1:22.820 | 105.9 | 5 | 1:31.705 | 108.3 |
| 11 81 Jose CAMPOS COSTA | POR | | MERLYN MK 24 | A | 17 | 26:40.459 | +1:27.613 | 105.5 | 9 | 1:31.427 | 108.7 |
| 12 70 Michel RENAUVAND | FRA | | VAN DIEMEN RF 81 | B | 17 | 26:54.770 | +1:41.924 | 104.6 | 9 | 1:32.431 | 107.5 |
| 13 82 Thibaut RICHARD | FRA | | VAN DIEMEN RF 79 | B | 17 | 27:10.200 | +1:57.354 | 103.6 | 10 | 1:31.596 | 108.5 |
| 14 40 Michel GHIO | FRA | | VAN DIEMEN RF 81 | B | 16 | 24:13.952 | 1 Lap | 109.3 | 8 | 1:28.389 | 112.4 |
| 15 27 Regis PREVOST | FRA | | MC NAMARA Mk 3 F | A | 16 | 24:49.211 | 1 Lap | 106.8 | 8 | 1:31.398 | 108.7 |
| 16 38 Alan CROCKER | NZ | | RAY F 71 | A | 16 | 24:49.983 | 1 Lap | 106.7 | 10 | 1:30.705 | 109.5 |
| 17 14 Jean CANTOUNAT | FRA | | ROYALE RP 16 | A | 16 | 25:14.092 | 1 Lap | 105.0 | 5 | 1:31.865 | 108.2 |
| 18 30 Bernard RICHARD | FRA | | VAN DIEMEN RF 78 | B | 16 | 25:15.784 | 1 Lap | 104.9 | 3 | 1:30.852 | 109.4 |
| 19 72 Patrick MORRISSEY | FRA | | VAN DIEMEN RF 81 | B | 16 | 25:31.628 | 1 Lap | 103.8 | 9 | 1:33.414 | 106.4 |
| 20 121 Raoul SCULTORE | FRA | | ALEXIS MK 15 B | A | 16 | 25:35.015 | 1 Lap | 103.6 | 10 | 1:32.178 | 107.8 |
| 21 12 Line PIGUET | SUI | | VAN DIEMEN RF 77 | B | 16 | 25:35.457 | 1 Lap | 103.5 | 8 | 1:32.796 | 107.1 |
| 22 5 Jean PETER | FRA | | LOTUS 59 F | A | 16 | 25:41.185 | 1 Lap | 103.2 | 10 | 1:32.659 | 107.2 |
| 23 41 Philippe JOURDENAUD | FRA | | VAN DIEMEN RF 80 | B | 16 | 25:50.369 | 1 Lap | 102.5 | 10 | 1:32.430 | 107.5 |
| 24 24 Sebastien CANTOUNAT | FRA | | ROYALE RP 26 | B | 16 | 25:55.305 | 1 Lap | 102.2 | 8 | 1:33.312 | 106.5 |
| 25 43 Marc SCHYRR | FRA | | CROSSE 32 F | B | 16 | 26:41.355 | 1 Lap | 99.3 | 2 | 1:36.574 | 102.9 |
| 26 25 Giovanni ROMAGNOLI | UK | | CROSSE 32 F | B | 16 | 26:41.739 | 1 Lap | 99.3 | 2 | 1:34.415 | 105.2 |
| 27 8 Xavier RASCAGNERES | FRA | | ROYALE RP 3 | A | 16 | 26:59.710 | 1 Lap | 98.2 | 6 | 1:37.074 | 102.4 |
| 28 88 Eric FILHINE TRESARRIEU | FRA | | ROYALE RP 26 | B | 16 | 27:48.133 | 1 Lap | 95.3 | 15 | 1:36.046 | 103.5 |
| 29 67 Vincent MISSISTRANO | FRA | | VAN DIEMEN RF 81 | B | 15 | 25:16.953 | 2 Laps | 98.2 | 7 | 1:37.208 | 102.2 |
| 30 15 Julien COHEN | FRA | | MARCH 708 | A | 13 | 20:54.302 | 4 Laps | 103.0 | 5 | 1:33.729 | 106.0 |

Not classified:

| | | | | | | | | | | | |
|--------------------|-----|--|--------------|---|----|-----------|--|--|---|----------|-------|
| 29 Paul MCMORRAN | UK | | CROSSE 25 F | A | 10 | 14:59.027 | | | 5 | 1:28.554 | 112.2 |
| 76 Michel CORDEIRO | FRA | | RAY F 81 | B | 6 | 11:02.133 | | | 5 | 1:38.204 | 101.2 |
| 6 Yves LE ROY | FRA | | DULON LD 4 | A | 3 | 5:56.557 | | | 2 | 1:34.911 | 104.7 |
| 20 Didier MANTZ | FRA | | ROYALE RP 21 | B | | | | | | | |
| 39 Juerg HÜGLI | FRA | | PRS RH 02 | B | | | | | | | |
| 77 Jean DIONISOTTI | SUI | | ROYALE RP 29 | B | | | | | | | |

Excluded

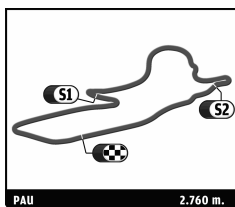
| | | | | | | | | | | | |
|--------------------|-----|--|-------------|---|----|-----------|--|--|---|----------|-------|
| 58 Michel PLAISANT | FRA | | CROSSE 32 F | B | 16 | 25:25.970 | | | 6 | 1:32.364 | 107.6 |
|--------------------|-----|--|-------------|---|----|-----------|--|--|---|----------|-------|

| | | | | | |
|----------------------|--------|-----------|--|----------|-----------|
| Pole Position | | A. LYNN | | 1:27.202 | |
| Fastest Lap | Lap 10 | Alex LYNN | | 1:26.951 | 114.3 Kph |

Published at:

Track Status: **DRY**

| | |
|------------------|--------------------|
| Stewards: | Timekeeper: |
|------------------|--------------------|



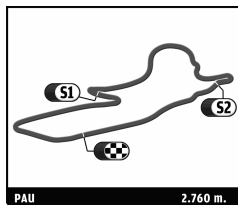
TROPHEE DES PYRENEES - Formule Ford

GRAND PRIX DE PAU HISTORIQUE

RACE 1

Lap Chart

| | | LAP | | | | | | | | | | | | | | | | | | |
|-----|-----------|------|-----|-----|-----|-----|-----|-----|-----|-----|-----|-----|-----|-----|-----|-----|-----|-----|-----|-----|
| Nr | Pos | Grid | 1 | 2 | 3 | 4 | 5 | 6 | 7 | 8 | 9 | 10 | 11 | 12 | 13 | 14 | 15 | 16 | 17 | |
| 61 | 1 | 61 | 61 | 61 | 61 | 61 | 61 | 61 | 61 | 61 | 61 | 61 | 61 | 61 | 61 | 61 | 61 | 61 | 61 | 61 |
| 11 | 2 | 11 | 11 | 11 | 11 | 11 | 11 | 11 | 11 | 11 | 11 | 11 | 11 | 11 | 11 | 11 | 11 | 11 | 11 | 11 |
| 3 | 3 | 3 | 3 | 3 | 3 | 3 | 3 | 3 | 3 | 3 | 3 | 3 | 3 | 3 | 3 | 3 | 3 | 3 | 3 | 3 |
| 29 | 4 | 29 | 29 | 29 | 29 | 29 | 29 | 29 | 29 | 29 | 29 | 29 | 40 | 40 | 40 | 40 | 40 | 40 | 40 | 36 |
| 40 | 5 | 40 | 36 | 36 | 36 | 36 | 36 | 40 | 40 | 40 | 40 | 40 | 36 | 36 | 36 | 36 | 36 | 36 | 36 | 16 |
| 36 | 6 | 36 | 40 | 40 | 40 | 40 | 40 | 36 | 36 | 36 | 36 | 36 | 16 | 16 | 16 | 16 | 16 | 16 | 16 | 44 |
| 85 | 7 | 85 | 27 | 27 | 27 | 27 | 27 | 27 | 27 | 27 | 16 | 16 | 30 | 30 | 30 | 30 | 30 | 30 | 32 | 32 |
| 20 | 8 | 20 | 85 | 85 | 30 | 30 | 30 | 30 | 30 | 16 | 30 | 30 | 27 | 27 | 27 | 27 | 27 | 27 | 27 | 52 |
| 27 | 9 | 27 | 30 | 30 | 85 | 85 | 16 | 16 | 16 | 30 | 27 | 27 | 32 | 32 | 32 | 32 | 32 | 32 | 38 | 85 |
| 38 | 10 | 38 | 38 | 38 | 38 | 16 | 16 | 85 | 85 | 38 | 32 | 38 | 38 | 38 | 38 | 38 | 38 | 38 | 44 | 4 |
| 32 | 11 | 32 | 32 | 16 | 16 | 38 | 38 | 38 | 38 | 32 | 38 | 32 | 44 | 44 | 44 | 44 | 44 | 44 | 52 | 81 |
| 30 | 12 | 30 | 4 | 32 | 32 | 32 | 32 | 32 | 32 | 85 | 85 | 44 | 85 | 85 | 85 | 52 | 52 | 85 | 70 | 70 |
| 82 | 13 | 82 | 16 | 4 | 4 | 4 | 4 | 52 | 52 | 44 | 44 | 85 | 52 | 52 | 52 | 85 | 85 | 4 | 82 | 82 |
| 52 | 14 | 52 | 52 | 52 | 52 | 52 | 4 | 44 | 52 | 52 | 52 | 4 | 4 | 4 | 4 | 4 | 4 | 4 | 81 | 81 |
| 4 | 15 | 4 | 58 | 58 | 81 | 44 | 44 | 44 | 4 | 4 | 4 | 81 | 81 | 81 | 81 | 81 | 81 | 81 | 82 | 82 |
| 14 | 16 | 14 | 81 | 81 | 44 | 81 | 82 | 82 | 82 | 82 | 82 | 82 | 82 | 82 | 82 | 82 | 82 | 82 | 70 | 70 |
| 81 | 17 | 81 | 82 | 82 | 82 | 82 | 81 | 81 | 81 | 81 | 81 | 81 | 70 | 70 | 70 | 70 | 70 | 70 | 14 | 14 |
| 16 | 18 | 16 | 72 | 72 | 70 | 70 | 70 | 70 | 70 | 70 | 70 | 70 | 14 | 14 | 14 | 14 | 14 | 14 | 30 | 30 |
| 44 | 19 | 44 | 70 | 44 | 72 | 14 | 14 | 14 | 14 | 14 | 14 | 14 | 58 | 58 | 58 | 58 | 58 | 58 | 58 | 58 |
| 70 | 20 | 70 | 14 | 70 | 14 | 72 | 72 | 72 | 58 | 58 | 58 | 58 | 72 | 72 | 72 | 72 | 72 | 72 | 72 | 72 |
| 77 | 21 | 77 | 44 | 6 | 58 | 58 | 58 | 58 | 72 | 72 | 72 | 121 | 121 | 121 | 121 | 121 | 121 | 121 | 121 | 121 |
| 58 | 22 | 58 | 6 | 14 | 15 | 15 | 15 | 15 | 15 | 15 | 121 | 121 | 12 | 12 | 12 | 12 | 12 | 12 | 12 | 12 |
| 72 | 23 | 72 | 121 | 25 | 121 | 12 | 12 | 12 | 12 | 12 | 15 | 15 | 15 | 15 | 15 | 5 | 5 | 5 | 5 | 5 |
| 6 | 24 | 6 | 25 | 121 | 12 | 121 | 121 | 121 | 121 | 121 | 12 | 12 | 5 | 5 | 5 | 41 | 41 | 41 | 41 | 41 |
| 12 | 25 | 12 | 12 | 15 | 88 | 41 | 41 | 41 | 41 | 41 | 5 | 5 | 41 | 41 | 41 | 24 | 24 | 24 | 24 | 24 |
| 25 | 26 | 25 | 15 | 12 | 41 | 5 | 5 | 5 | 5 | 5 | 41 | 41 | 24 | 24 | 24 | 43 | 43 | 43 | 43 | 43 |
| 41 | 27 | 41 | 88 | 88 | 43 | 88 | 24 | 24 | 24 | 24 | 24 | 24 | 43 | 43 | 43 | 25 | 25 | 25 | 25 | 25 |
| 88 | 28 | 88 | 41 | 41 | 5 | 24 | 88 | 88 | 88 | 88 | 67 | 67 | 67 | 25 | 25 | 8 | 8 | 8 | 8 | 8 |
| 15 | 29 | 15 | 43 | 43 | 24 | 67 | 67 | 67 | 67 | 67 | 43 | 43 | 25 | 67 | 67 | 67 | 88 | 88 | 88 | 88 |
| 24 | 30 | 24 | 5 | 5 | 67 | 43 | 43 | 43 | 43 | 43 | 88 | 25 | 8 | 8 | 8 | 88 | 67 | 67 | 67 | 67 |
| 67 | 31 | 67 | 24 | 24 | 25 | 25 | 25 | 25 | 25 | 8 | 25 | 88 | 88 | 88 | 88 | 88 | 88 | 88 | 88 | 88 |
| 121 | 32 | 121 | 67 | 67 | 8 | 8 | 8 | 8 | 8 | 8 | 25 | 8 | 8 | 8 | 8 | 88 | 88 | 88 | 88 | 88 |
| 5 | 33 | 5 | 8 | 8 | 76 | 76 | 76 | 76 | 76 | 76 | 76 | 76 | 76 | 76 | 76 | 76 | 76 | 76 | 76 | 76 |
| 43 | 34 | 43 | 76 | 76 | 6 | 6 | 6 | 6 | 6 | 6 | 6 | 6 | 6 | 6 | 6 | 6 | 6 | 6 | 6 | 6 |
| 76 | 35 | 76 | 76 | 76 | 76 | 76 | 76 | 76 | 76 | 76 | 76 | 76 | 76 | 76 | 76 | 76 | 76 | 76 | 76 | 76 |
| 8 | 36 | 8 | 8 | 8 | 8 | 8 | 8 | 8 | 8 | 8 | 8 | 8 | 8 | 8 | 8 | 8 | 8 | 8 | 8 | 8 |
| 39 | 37 | 39 | 39 | 39 | 39 | 39 | 39 | 39 | 39 | 39 | 39 | 39 | 39 | 39 | 39 | 39 | 39 | 39 | 39 | 39 |



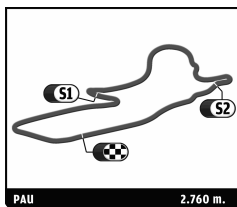
TROPHEE DES PYRENEES - Formule Ford

GRAND PRIX DE PAU HISTORIQUE

RACE 1

Best Sector Times

| SECTOR 1 | | | SECTOR 2 | | | SECTOR 3 | | | Pos | Driver | Ideal Lap | Best Lap |
|----------|-------------------------|--------|-------------------------|--------|-------------------------|----------|----|-------------------------|----------|----------|-----------|----------|
| Pos | Driver | Time | Driver | Time | Driver | Time | | | | | | |
| 1 | 3 P.LOMBARDI | 29.175 | 61 A.LYNN | 39.417 | 61 A.LYNN | 18.023 | 1 | 61 A.LYNN | 1'26.636 | 1:26.951 | (1) | |
| 2 | 61 A.LYNN | 29.196 | 11 A.GIRARDET | 40.006 | 40 M.GHIO | 18.257 | 2 | 11 A.GIRARDET | 1'27.740 | 1:28.142 | (2) | |
| 3 | 29 P.MCMORRAN | 29.302 | 40 M.GHIO | 40.310 | 11 A.GIRARDET | 18.312 | 3 | 40 M.GHIO | 1'27.927 | 1:28.389 | (4) | |
| 4 | 40 M.GHIO | 29.360 | 29 P.MCMORRAN | 40.326 | 36 L.COURREGELONGUE | 18.349 | 4 | 29 P.MCMORRAN | 1'28.030 | 1:28.554 | (5) | |
| 5 | 11 A.GIRARDET | 29.422 | 3 P.LOMBARDI | 40.517 | 29 P.MCMORRAN | 18.402 | 5 | 3 P.LOMBARDI | 1'28.106 | 1:28.343 | (3) | |
| 6 | 36 L.COURREGELONGUE | 29.452 | 36 L.COURREGELONGUE | 40.608 | 3 P.LOMBARDI | 18.414 | 6 | 36 L.COURREGELONGUE | 1'28.409 | 1:28.930 | (6) | |
| 7 | 32 J.DUBOURDIEU | 29.636 | 30 B.RICHARD | 40.834 | 30 B.RICHARD | 18.445 | 7 | 30 B.RICHARD | 1'29.288 | 1:30.852 | (12) | |
| 8 | 38 A.CROCKER | 29.745 | 44 J.DEVERLY | 41.113 | 32 J.DUBOURDIEU | 18.449 | 8 | 44 J.DEVERLY | 1'29.450 | 1:29.591 | (7) | |
| 9 | 16 X.MICHEL | 29.782 | 16 X.MICHEL | 41.169 | 44 J.DEVERLY | 18.515 | 9 | 16 X.MICHEL | 1'29.517 | 1:30.220 | (8) | |
| 10 | 44 J.DEVERLY | 29.822 | 85 C.LILLINGSTONE-PRICE | 41.251 | 38 A.CROCKER | 18.526 | 10 | 32 J.DUBOURDIEU | 1'29.816 | 1:30.532 | (10) | |
| 11 | 30 B.RICHARD | 30.009 | 52 G.DELPRAT | 41.433 | 16 X.MICHEL | 18.566 | 11 | 38 A.CROCKER | 1'30.097 | 1:30.705 | (11) | |
| 12 | 52 G.DELPRAT | 30.088 | 14 J.CANTOUNAT | 41.690 | 4 F.BUGAT | 18.665 | 12 | 52 G.DELPRAT | 1'30.342 | 1:30.467 | (9) | |
| 13 | 4 F.BUGAT | 30.127 | 32 J.DUBOURDIEU | 41.731 | 81 J.CAMPOS COSTA | 18.801 | 13 | 85 C.LILLINGSTONE-PRICE | 1'30.733 | 1:31.091 | (13) | |
| 14 | 82 T.RICHARD | 30.134 | 38 A.CROCKER | 41.826 | 27 R.PREVOST | 18.809 | 14 | 81 J.CAMPOS COSTA | 1'30.849 | 1:31.427 | (15) | |
| 15 | 81 J.CAMPOS COSTA | 30.218 | 81 J.CAMPOS COSTA | 41.830 | 52 G.DELPRAT | 18.821 | 15 | 4 F.BUGAT | 1'30.909 | 1:31.705 | (17) | |
| 16 | 27 R.PREVOST | 30.290 | 121 R.SCULTORE | 41.863 | 70 M.RENAVAND | 18.909 | 16 | 27 R.PREVOST | 1'31.030 | 1:31.398 | (14) | |
| 17 | 12 L.PIGUET | 30.290 | 27 R.PREVOST | 41.931 | 85 C.LILLINGSTONE-PRICE | 18.926 | 17 | 14 J.CANTOUNAT | 1'31.121 | 1:31.865 | (18) | |
| 18 | 14 J.CANTOUNAT | 30.417 | 58 M.PLAISANT | 41.992 | 121 R.SCULTORE | 18.978 | 18 | 82 T.RICHARD | 1'31.267 | 1:31.596 | (16) | |
| 19 | 58 M.PLAISANT | 30.545 | 82 T.RICHARD | 42.064 | 14 J.CANTOUNAT | 19.014 | 19 | 121 R.SCULTORE | 1'31.607 | 1:32.178 | (19) | |
| 20 | 85 C.LILLINGSTONE-PRICE | 30.556 | 4 F.BUGAT | 42.117 | 82 T.RICHARD | 19.069 | 20 | 58 M.PLAISANT | 1'31.887 | 1:32.364 | (20) | |
| 21 | 41 P.JOURDNAUD | 30.613 | 72 P.MORRISSEY | 42.128 | 24 S.CANTOUNAT | 19.115 | 21 | 70 M.RENAVAND | 1'31.952 | 1:32.431 | (22) | |
| 22 | 24 S.CANTOUNAT | 30.751 | 41 P.JOURDNAUD | 42.238 | 25 G.ROMAGNOLI | 19.120 | 22 | 12 L.PIGUET | 1'31.976 | 1:32.796 | (24) | |
| 23 | 5 J.PETER | 30.753 | 70 M.RENAVAND | 42.249 | 5 J.PETER | 19.165 | 23 | 41 P.JOURDNAUD | 1'32.430 | 1:32.430 | (21) | |
| 24 | 121 R.SCULTORE | 30.766 | 12 L.PIGUET | 42.504 | 12 L.PIGUET | 19.182 | 24 | 5 J.PETER | 1'32.457 | 1:32.659 | (23) | |
| 25 | 70 M.RENAVAND | 30.794 | 5 J.PETER | 42.539 | 15 J.COHEN | 19.272 | 25 | 24 S.CANTOUNAT | 1'32.699 | 1:33.312 | (25) | |
| 26 | 15 J.COHEN | 30.996 | 24 S.CANTOUNAT | 42.833 | 6 Y.LE ROY | 19.298 | 26 | 72 P.MORRISSEY | 1'32.930 | 1:33.414 | (26) | |
| 27 | 6 Y.LE ROY | 31.312 | 15 J.COHEN | 43.159 | 58 M.PLAISANT | 19.350 | 27 | 15 J.COHEN | 1'33.427 | 1:33.729 | (27) | |
| 28 | 72 P.MORRISSEY | 31.418 | 25 G.ROMAGNOLI | 43.216 | 72 P.MORRISSEY | 19.384 | 28 | 25 G.ROMAGNOLI | 1'33.897 | 1:34.415 | (28) | |
| 29 | 88 E.FILHINE TRESARREU | 31.438 | 43 M.SCHYRR | 43.600 | 8 X.RASCAGNERES | 19.460 | 29 | 6 Y.LE ROY | 1'34.694 | 1:34.911 | (29) | |
| 30 | 25 G.ROMAGNOLI | 31.561 | 67 V.MISSISTRANO | 44.069 | 41 P.JOURDNAUD | 19.579 | 30 | 43 M.SCHYRR | 1'35.239 | 1:36.574 | (31) | |
| 31 | 8 X.RASCAGNERES | 31.767 | 6 Y.LE ROY | 44.084 | 43 M.SCHYRR | 19.660 | 31 | 67 V.MISSISTRANO | 1'36.062 | 1:37.208 | (33) | |
| 32 | 43 M.SCHYRR | 31.979 | 8 X.RASCAGNERES | 45.050 | 88 E.FILHINE TRESARREU | 19.662 | 32 | 8 X.RASCAGNERES | 1'36.277 | 1:37.074 | (32) | |
| 33 | 76 M.CORDEIRO | 32.085 | 88 E.FILHINE TRESARREU | 45.277 | 67 V.MISSISTRANO | 19.793 | 33 | 88 E.FILHINE TRESARREU | 1'36.377 | 1:36.046 | (30) | |
| 34 | 67 V.MISSISTRANO | 32.200 | 76 M.CORDEIRO | 45.634 | 76 M.CORDEIRO | 20.002 | 34 | 76 M.CORDEIRO | 1'37.721 | 1:38.204 | (34) | |



GRAND PRIX DE PAU HISTORIQUE

TROPHEE DES PYRENEES - Formule Ford

RACE 2 (14 laps, 38,6 km.)

Final Classification

| Drivers | Nat | Team | Vehicle | Class | Laps | Total Time | Gap | Kph | Best Lap | | |
|-------------------------------|-----|------|------------------|-------|------|------------|-----------|------|----------|----------|-------|
| | | | | | | | | | Lap | Time | Kph |
| 1 61 Alex LYNN | UK | | VAN DIEMEN RF 81 | B | 14 | 23:18.561 | - | 99.5 | 14 | 1:35.940 | 103.6 |
| 2 11 Alain GIRARDET | SUI | | VAN DIEMEN RF 79 | B | 14 | 23:37.185 | +18.624 | 98.2 | 6 | 1:39.202 | 100.2 |
| 3 3 Pierre LOMBARDI | SUI | | LOLA T540 | B | 14 | 23:46.889 | +28.328 | 97.5 | 13 | 1:40.066 | 99.3 |
| 4 16 Xavier MICHEL | FRA | | VAN DIEMEN RF 81 | B | 14 | 23:52.562 | +34.001 | 97.1 | 14 | 1:38.691 | 100.7 |
| 5 36 Laurent COURREGELONGUE | FRA | | VAN DIEMEN RF 80 | B | 14 | 23:54.800 | +36.239 | 97.0 | 13 | 1:38.467 | 100.9 |
| 6 20 Didier MANTZ | FRA | | ROYALE RP 21 | B | 14 | 24:51.971 | +1:33.410 | 93.2 | 13 | 1:41.325 | 98.1 |
| 7 85 Chris LILLINGSTONE-PRICE | UK | | MERLYN MK 11 | A | 14 | 24:58.114 | +1:39.553 | 92.9 | 13 | 1:42.589 | 96.9 |
| 8 52 Gerard DELPRAT | FRA | | LOLA T 540 | B | 14 | 24:58.454 | +1:39.893 | 92.8 | 13 | 1:42.959 | 96.5 |
| 9 14 Jean CANTOUNAT | FRA | | ROYALE RP 16 | A | 14 | 24:58.752 | +1:40.191 | 92.8 | 10 | 1:43.404 | 96.1 |
| 10 4 François BUGAT | FRA | | ROYALE RP 24 | B | 13 | 23:34.922 | 1 Lap | 91.3 | 13 | 1:44.620 | 95.0 |
| 11 121 Raoul SCULTORE | FRA | | ALEXIS MK 15 B | A | 13 | 23:45.659 | 1 Lap | 90.6 | 9 | 1:45.399 | 94.3 |
| 12 70 Michel RENAVAND | FRA | | VAN DIEMEN RF 81 | B | 13 | 23:46.191 | 1 Lap | 90.6 | 13 | 1:45.589 | 94.1 |
| 13 41 Philippe JOURDNAUD | FRA | | VAN DIEMEN RF 80 | B | 13 | 23:47.403 | 1 Lap | 90.5 | 12 | 1:45.671 | 94.0 |
| 14 24 Sebastien CANTOUNAT | FRA | | ROYALE RP 26 | B | 13 | 23:48.275 | 1 Lap | 90.4 | 13 | 1:45.578 | 94.1 |
| 15 6 Yves LE ROY | FRA | | DULON LD 4 | A | 13 | 23:58.662 | 1 Lap | 89.8 | 9 | 1:46.444 | 93.3 |
| 16 81 Joao CAMPOS COSTA | POR | | MERLYN MK 24 | A | 13 | 24:06.259 | 1 Lap | 89.3 | 13 | 1:45.772 | 93.9 |
| 17 32 Jean DUBOURDIEU | FRA | | VAN DIEMEN RF 81 | B | 13 | 24:08.431 | 1 Lap | 89.2 | 13 | 1:44.588 | 95.0 |
| 18 82 Thibaut RICHARD | FRA | | VAN DIEMEN RF 79 | B | 13 | 24:11.754 | 1 Lap | 89.0 | 13 | 1:45.156 | 94.5 |
| 19 15 Julien COHEN | FRA | | MARCH 708 | A | 13 | 24:14.861 | 1 Lap | 88.8 | 13 | 1:46.597 | 93.2 |
| 20 8 Xavier RASCAGNERES | FRA | | ROYALE RP 3 | A | 13 | 24:29.673 | 1 Lap | 87.9 | 13 | 1:47.158 | 92.7 |
| 21 12 Line PIGUET | SUI | | VAN DIEMEN RF 77 | B | 13 | 24:38.967 | 1 Lap | 87.3 | 13 | 1:47.974 | 92.0 |
| 22 76 Michel CORDEIRO | FRA | | RAY F 81 | B | 13 | 24:58.087 | 1 Lap | 86.2 | 12 | 1:49.586 | 90.7 |
| 23 67 Vincent MISSISTRANO | FRA | | VAN DIEMEN RF 81 | B | 13 | 25:00.358 | 1 Lap | 86.1 | 12 | 1:50.013 | 90.3 |
| 24 72 Patrick MORRISSEY | FRA | | VAN DIEMEN RF 81 | B | 11 | 21:15.588 | 3 Laps | 85.7 | 5 | 1:47.231 | 92.7 |
| 25 25 Giovanni ROMAGNOLI | UK | | CROSSLE 32 F | B | 11 | 24:25.086 | 3 Laps | 74.6 | 8 | 1:48.157 | 91.9 |

Not classified:

| | | | | | | | | | | | |
|--------------------|-----|--|--------------|---|---|-----------|--|--|---|----------|------|
| 58 Michel PLAISANT | FRA | | CROSSLE 32 F | B | 9 | 16:56.499 | | | 9 | 1:45.466 | 94.2 |
|--------------------|-----|--|--------------|---|---|-----------|--|--|---|----------|------|

Not started

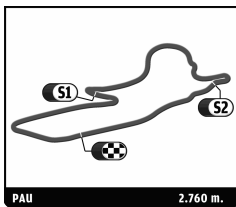
| | | | | | | | | | | | |
|----------------------------|-----|--|------------------|---|--|--|--|--|--|--|--|
| 5 Jean PETER | FRA | | LOTUS 59 F | A | | | | | | | |
| 27 Regis PREVOST | FRA | | MC NAMARA Mk 3 F | A | | | | | | | |
| 29 Paul MCMORRAN | UK | | CROSSLE 25 F | A | | | | | | | |
| 30 Bernard RICHARD | FRA | | VAN DIEMEN RF 78 | B | | | | | | | |
| 38 Alan CROCKER | NZ | | RAY F 71 | A | | | | | | | |
| 39 Juerg HÜGLI | FRA | | PRS RH 02 | B | | | | | | | |
| 40 Michel GHIO | FRA | | VAN DIEMEN RF 81 | B | | | | | | | |
| 43 Marc SCHYRR | FRA | | CROSSLE 32 F | B | | | | | | | |
| 44 Jean DEVERLY | FRA | | VAN DIEMEN RF 80 | B | | | | | | | |
| 77 Jean DIONISOTTI | SUI | | ROYALE RP 29 | B | | | | | | | |
| 88 Eric FILHINE TRESARRIEU | FRA | | ROYALE RP 26 | B | | | | | | | |

| | | | | |
|----------------------|--------|-----------|----------|-----------|
| Pole Position | | A. LYNN | | |
| Fastest Lap | Lap 14 | Alex LYNN | 1:35.940 | 103.6 Kph |

Published at:

Track Status: **WET**

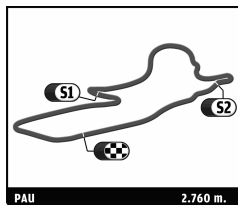
| | |
|------------------|--------------------|
| Stewards: | Timekeeper: |
|------------------|--------------------|



TROPHEE DES PYRENEES - Formule Ford
GRAND PRIX DE PAU HISTORIQUE
RACE 2

Lap Chart

| | | LAP | | | | | | | | | | | | | | |
|-----|-----------|------|-----|-----|-----|-----|-----|-----|-----|-----|-----|-----|-----|-----|-----|-----|
| Nr | Pos | Grid | 1 | 2 | 3 | 4 | 5 | 6 | 7 | 8 | 9 | 10 | 11 | 12 | 13 | 14 |
| 61 | 1 | 61 | 61 | 61 | 61 | 61 | 61 | 61 | 61 | 61 | 61 | 61 | 61 | 61 | 61 | 61 |
| 11 | 2 | 11 | 11 | 11 | 11 | 11 | 11 | 11 | 11 | 11 | 11 | 11 | 11 | 11 | 11 | 11 |
| 3 | 3 | 3 | 3 | 3 | 3 | 3 | 3 | 3 | 3 | 3 | 3 | 3 | 3 | 3 | 3 | 3 |
| 36 | 4 | 36 | 36 | 36 | 16 | 16 | 16 | 16 | 16 | 16 | 16 | 16 | 16 | 16 | 16 | 16 |
| 16 | 5 | 16 | 16 | 16 | 36 | 36 | 36 | 36 | 36 | 36 | 36 | 36 | 36 | 36 | 36 | 36 |
| 44 | 6 | 44 | 52 | 52 | 52 | 52 | 52 | 52 | 85 | 85 | 85 | 85 | 52 | 85 | 20 | 20 |
| 32 | 7 | 32 | 85 | 85 | 85 | 85 | 85 | 85 | 52 | 52 | 52 | 52 | 85 | 52 | 85 | 85 |
| 52 | 8 | 52 | 4 | 4 | 14 | 14 | 14 | 14 | 14 | 14 | 14 | 14 | 14 | 20 | 52 | 52 |
| 85 | 9 | 85 | 81 | 14 | 121 | 121 | 121 | 20 | 20 | 20 | 20 | 20 | 20 | 14 | 14 | 14 |
| 4 | 10 | 4 | 121 | 121 | 4 | 4 | 20 | 121 | 121 | 121 | 121 | 4 | 4 | 4 | 4 | 4 |
| 81 | 11 | 81 | 70 | 70 | 70 | 20 | 4 | 4 | 4 | 4 | 4 | 121 | 121 | 121 | 121 | 121 |
| 70 | 12 | 70 | 14 | 24 | 24 | 70 | 70 | 70 | 70 | 70 | 70 | 70 | 70 | 70 | 70 | 70 |
| 82 | 13 | 82 | 82 | 82 | 82 | 24 | 41 | 41 | 41 | 41 | 41 | 24 | 41 | 41 | 41 | 41 |
| 40 | 14 | 40 | 24 | 41 | 20 | 41 | 24 | 24 | 24 | 24 | 24 | 41 | 24 | 24 | 24 | 24 |
| 27 | 15 | 27 | 41 | 12 | 41 | 72 | 72 | 72 | 72 | 6 | 6 | 6 | 6 | 6 | 6 | 6 |
| 38 | 16 | 38 | 12 | 20 | 72 | 12 | 81 | 6 | 6 | 72 | 72 | 72 | 81 | 81 | 81 | 81 |
| 14 | 17 | 14 | 72 | 25 | 12 | 81 | 6 | 81 | 81 | 81 | 81 | 81 | 32 | 32 | 32 | 32 |
| 30 | 18 | 30 | 25 | 72 | 25 | 25 | 25 | 25 | 58 | 58 | 58 | 15 | 15 | 82 | 82 | 82 |
| 72 | 19 | 72 | 20 | 81 | 81 | 6 | 15 | 58 | 25 | 25 | 25 | 32 | 82 | 15 | 15 | 15 |
| 121 | 20 | 121 | 15 | 15 | 6 | 15 | 12 | 15 | 15 | 15 | 15 | 82 | 8 | 8 | 8 | 8 |
| 12 | 21 | 12 | 6 | 6 | 15 | 58 | 32 | 32 | 32 | 32 | 8 | 12 | 12 | 12 | 12 | 12 |
| 5 | 22 | 5 | 8 | 58 | 58 | 82 | 32 | 82 | 82 | 82 | 82 | 12 | 72 | 76 | 76 | 76 |
| 41 | 23 | 41 | 58 | 8 | 8 | 8 | 82 | 12 | 8 | 8 | 8 | 76 | 76 | 67 | 67 | 67 |
| 24 | 24 | 24 | 67 | 67 | 32 | 32 | 8 | 8 | 12 | 12 | 12 | 67 | 67 | | | |
| 43 | 25 | 43 | 76 | 32 | 67 | 76 | 76 | 76 | 76 | 76 | 76 | 25 | 25 | | | |
| 25 | 26 | 25 | 32 | 76 | 76 | 67 | 67 | 67 | 67 | 67 | 67 | | | | | |
| 8 | 27 | 8 | | | | | | | | | | | | | | |
| 88 | 28 | 88 | | | | | | | | | | | | | | |
| 67 | 29 | 67 | | | | | | | | | | | | | | |
| 15 | 30 | 15 | | | | | | | | | | | | | | |
| 29 | 31 | 29 | | | | | | | | | | | | | | |
| 76 | 32 | 76 | | | | | | | | | | | | | | |
| 6 | 33 | 6 | | | | | | | | | | | | | | |
| 20 | 34 | 20 | | | | | | | | | | | | | | |
| 39 | 35 | 39 | | | | | | | | | | | | | | |
| 77 | 36 | 77 | | | | | | | | | | | | | | |
| 58 | 37 | 58 | | | | | | | | | | | | | | |



TROPHEE DES PYRENEES - Formule Ford

GRAND PRIX DE PAU HISTORIQUE

RACE 2

PAU 2.760 m.

Best Sector Times

| SECTOR 1 | | | SECTOR 2 | | | SECTOR 3 | | | Pos | Driver | Ideal Lap | Best Lap |
|----------|-------------------------|--------|-------------------------|--------|-------------------------|----------|----|-------------------------|----------|----------|-----------|----------|
| Pos | Driver | Time | Driver | Time | Driver | Time | | | | | | |
| 1 | 61 A.LYNN | 30.751 | 61 A.LYNN | 45.426 | 61 A.LYNN | 19.527 | 1 | 61 A.LYNN | 1'35.704 | 1:35.940 | (1) | |
| 2 | 36 L.COURREGELONGUE | 30.853 | 11 A.GIRARDET | 46.490 | 11 A.GIRARDET | 19.763 | 2 | 36 L.COURREGELONGUE | 1'38.219 | 1:38.467 | (2) | |
| 3 | 16 X.MICHEL | 31.342 | 36 L.COURREGELONGUE | 47.177 | 3 P.LOMBARDI | 19.945 | 3 | 11 A.GIRARDET | 1'38.454 | 1:39.202 | (4) | |
| 4 | 3 P.LOMBARDI | 31.700 | 16 X.MICHEL | 47.273 | 16 X.MICHEL | 19.997 | 4 | 16 X.MICHEL | 1'38.612 | 1:38.691 | (3) | |
| 5 | 11 A.GIRARDET | 32.201 | 3 P.LOMBARDI | 47.770 | 36 L.COURREGELONGUE | 20.189 | 5 | 3 P.LOMBARDI | 1'39.415 | 1:40.066 | (5) | |
| 6 | 20 D.MANTZ | 32.527 | 20 D.MANTZ | 48.404 | 20 D.MANTZ | 20.209 | 6 | 20 D.MANTZ | 1'41.140 | 1:41.325 | (6) | |
| 7 | 52 G.DELPRAT | 32.960 | 85 C.LILLINGSTONE-PRICE | 48.573 | 52 G.DELPRAT | 20.563 | 7 | 52 G.DELPRAT | 1'42.358 | 1:42.959 | (8) | |
| 8 | 14 J.CANTOUNAT | 33.116 | 52 G.DELPRAT | 48.835 | 85 C.LILLINGSTONE-PRICE | 20.712 | 8 | 85 C.LILLINGSTONE-PRICE | 1'42.589 | 1:42.589 | (7) | |
| 9 | 85 C.LILLINGSTONE-PRICE | 33.304 | 14 J.CANTOUNAT | 48.910 | 70 M.RENAVAND | 20.781 | 9 | 14 J.CANTOUNAT | 1'42.868 | 1:43.404 | (9) | |
| 10 | 121 R.SCULTORE | 33.346 | 32 J.DUBOURDIEU | 49.404 | 32 J.DUBOURDIEU | 20.841 | 10 | 4 F.BUGAT | 1'44.120 | 1:44.620 | (11) | |
| 11 | 82 T.RICHARD | 33.407 | 4 F.BUGAT | 49.529 | 14 J.CANTOUNAT | 20.842 | 11 | 32 J.DUBOURDIEU | 1'44.226 | 1:44.588 | (10) | |
| 12 | 4 F.BUGAT | 33.521 | 58 M.PLAISANT | 49.647 | 81 J.CAMPOS COSTA | 20.922 | 12 | 121 R.SCULTORE | 1'44.834 | 1:45.399 | (13) | |
| 13 | 41 P.JOURDNAUD | 33.632 | 72 P.MORRISSEY | 49.749 | 8 X.RASCAGNERES | 20.960 | 13 | 82 T.RICHARD | 1'44.965 | 1:45.156 | (12) | |
| 14 | 24 S.CANTOUNAT | 33.768 | 121 R.SCULTORE | 50.351 | 72 P.MORRISSEY | 20.963 | 14 | 72 P.MORRISSEY | 1'44.967 | 1:47.231 | (22) | |
| 15 | 32 J.DUBOURDIEU | 33.981 | 82 T.RICHARD | 50.394 | 24 S.CANTOUNAT | 20.972 | 15 | 58 M.PLAISANT | 1'45.211 | 1:45.466 | (14) | |
| 16 | 81 J.CAMPOS COSTA | 34.052 | 6 Y.LE ROY | 50.522 | 4 F.BUGAT | 21.070 | 16 | 24 S.CANTOUNAT | 1'45.377 | 1:45.578 | (15) | |
| 17 | 70 M.RENAVAND | 34.074 | 41 P.JOURDNAUD | 50.542 | 15 J.COHEN | 21.085 | 17 | 70 M.RENAVAND | 1'45.424 | 1:45.589 | (16) | |
| 18 | 58 M.PLAISANT | 34.141 | 81 J.CAMPOS COSTA | 50.551 | 6 Y.LE ROY | 21.098 | 18 | 41 P.JOURDNAUD | 1'45.464 | 1:45.671 | (17) | |
| 19 | 72 P.MORRISSEY | 34.255 | 70 M.RENAVAND | 50.569 | 25 G.ROMAGNOLI | 21.135 | 19 | 81 J.CAMPOS COSTA | 1'45.525 | 1:45.772 | (18) | |
| 20 | 15 J.COHEN | 34.366 | 15 J.COHEN | 50.570 | 121 R.SCULTORE | 21.137 | 20 | 15 J.COHEN | 1'46.021 | 1:46.597 | (20) | |
| 21 | 6 Y.LE ROY | 34.489 | 24 S.CANTOUNAT | 50.637 | 82 T.RICHARD | 21.164 | 21 | 6 Y.LE ROY | 1'46.109 | 1:46.444 | (19) | |
| 22 | 12 L.PIGUET | 34.541 | 8 X.RASCAGNERES | 51.225 | 41 P.JOURDNAUD | 21.290 | 22 | 8 X.RASCAGNERES | 1'46.728 | 1:47.158 | (21) | |
| 23 | 8 X.RASCAGNERES | 34.543 | 12 L.PIGUET | 51.552 | 58 M.PLAISANT | 21.423 | 23 | 25 G.ROMAGNOLI | 1'47.646 | 1:48.157 | (24) | |
| 24 | 25 G.ROMAGNOLI | 34.752 | 25 G.ROMAGNOLI | 51.759 | 67 V.MISSISTRANO | 21.520 | 24 | 12 L.PIGUET | 1'47.974 | 1:47.974 | (23) | |
| 25 | 76 M.CORDEIRO | 35.309 | 76 M.CORDEIRO | 51.839 | 12 L.PIGUET | 21.881 | 25 | 76 M.CORDEIRO | 1'49.209 | 1:49.586 | (25) | |
| 26 | 67 V.MISSISTRANO | 35.683 | 67 V.MISSISTRANO | 52.478 | 76 M.CORDEIRO | 22.061 | 26 | 67 V.MISSISTRANO | 1'49.681 | 1:50.013 | (26) | |