

TROPHEE DES PYRENEES GRAND PRIX DE PAU HISTORIQUE

Free Practice

Classification

Nr.	Driver	Nat	Team	Car	Time	Lap	Total	Gap	Kph
1	3 PIERRE LOMBARDI	SUI		LOLA T540	1:29.076	15	16	-	111.5
2	10 DAVID ZOLLINGER	FRA		VAN DIEMEN RF 81	1:29.646	16	16	+0.570	110.8
3	1 ALAIN GIRARDET	SUI		VAN DIEMEN RF 79	1:29.970	16	16	+0.894	110.4
4	55 ARNAUD RECHEDE	FRA		LOLA T 540	1:30.003	3	7	+0.927	110.4
5	16 XAVIER MICHEL	FRA		VAN DIEMEN RF 81	1:30.054	14	14	+0.978	110.3
6	75 THIERRY GALLO	FRA		MERLYN MK 20 A	1:30.219	16	16	+1.143	110.1
7	44 JEAN DEVERLY	FRA		VAN DIEMEN RF 80	1:30.604	16	16	+1.528	109.7
8	31 JOSEPH SEIGNALET	FRA		ROYALE RP 21	1:30.988	8	15	+1.912	109.2
9	4 FRANÇOIS BUGAT	FRA		ROYALE RP 24	1:31.025	15	15	+1.949	109.2
10	32 JEAN DUBOURDIEU	FRA		ROYALE RP 24	1:31.062	5	9	+1.986	109.1
11	14 JEAN CANTOUNAT	FRA		ROYALE RP 16	1:31.529	13	15	+2.453	108.6
12	6 YVES LE ROY	FRA		DULON LD 4	1:31.931	15	15	+2.855	108.1
13	33 OLIVIER RECHEDE	FRA		LOLA T 540 E	1:32.021	5	9	+2.945	108.0
14	52 GERARD DELPRAT	FRA		LOLA T 540	1:33.263	14	15	+4.187	106.5
15	68 BEATRICE CIBIEN	SUI		VAN DIEMEN RF 80	1:33.301	14	15	+4.225	106.5
16	30 BERNARD RICHARD	FRA		VAN DIEMEN RF 78	1:33.474	4	11	+4.398	106.3
17	64 LAURENT COURREGELONGUE	FRA		VAN DIEMEN RF 80	1:33.567	7	12	+4.491	106.2
18	27 REGIS PREVOST	FRA		MC NAMARA FCA MK3	1:34.149	4	7	+5.073	105.5
19	70 MICHEL RENAVAND	FRA		VAN DIEMEN RF 81	1:34.372	8	15	+5.296	105.3
20	77 JEAN DIONISOTTI	SUI		ROYALE RP 29	1:34.413	6	12	+5.337	105.2
21	98 BRICE CORDERO	FRA		RAY F81	1:34.538	11	11	+5.462	105.1
22	81 ALEXANDRE BEIRÃO	POR		MERLYN MK 24	1:34.906	14	14	+5.830	104.7
23	82 THIBAUT RICHARD	FRA		VAN DIEMEN RF 78	1:35.269	12	14	+6.193	104.3
24	67 VINCENT MISSISTRANO	FRA		VAN DIEMEN RF 81	1:35.867	8	8	+6.791	103.6
25	12 MICHEL GUEGAN	FRA		VAN DIEMEN RF 79	1:35.997	14	15	+6.921	103.5
26	36 ADRIEN CATELIN	FRA		VAN DIEMEN RF 80	1:37.577	4	13	+8.501	101.8
27	8 XAVIER RASCAGNERES	FRA		ROYALE RP 3	1:38.852	14	14	+9.776	100.5
28	24 SEBASTIEN CANTOUNAT	FRA		ROYALE RP 26	1:40.209	4	4	+11.133	99.2
29	73 MANUEL BEGUINOT	FRA		CROSSLE 30 F	1:40.671	7	14	+11.595	98.7
30	86 PHILIPPE BONNY	FRA		VAN DIEMEN RF 81	1:41.499	11	11	+12.423	97.9
31	121 JOHN DOE	FRA		ALEXIS MK 15 B	1:42.941	6	9	+13.865	96.5
32	38 JULIAN PIERCE	GBR		LOLA T 200	1:43.030	6	8	+13.954	96.4
33	22 YANNICK VERHILLE	FRA		VAN DIEMEN RF 77			1		
34	69 HUBERT DAMOY	FRA		ROYALE RP 26					
35	72 PATRICK MORRISSEY	FRA		VAN DIEMEN RF 81					
36	212 RAOUL SCULTORE	FRA		NIKE MK10					

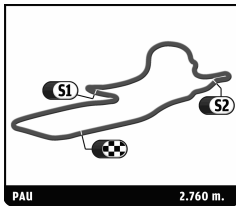
Fastest Lap	Lap 15	PIERRE LOMBARDI	1:29.076	111.5 Kph
--------------------	--------	-----------------	----------	-----------

Published at:

Track Status: **DRY**

Race Director:	Timekeeper:
-----------------------	--------------------





TROPHEE DES PYRENEES

GRAND PRIX DE PAU HISTORIQUE

Free Practice

Best Sector Times

SECTOR 1			SECTOR 2			SECTOR 3			Pos	Driver	Ideal Lap	Best Lap
Pos	Driver	Time	Driver	Time	Driver	Time						
1	55 A.RECHEDE	29.201	10 D.ZOLLINGER	40.469	55 A.RECHEDE	18.348	1	55 A.RECHEDE	1'28.089	1:30.003	(4)	
2	3 P.LOMBARDI	29.277	55 A.RECHEDE	40.540	3 P.LOMBARDI	18.365	2	3 P.LOMBARDI	1'28.328	1:29.076	(1)	
3	1 A.GIRARDET	29.941	3 P.LOMBARDI	40.686	1 A.GIRARDET	18.513	3	10 D.ZOLLINGER	1'29.120	1:29.646	(2)	
4	75 T.GALLO	29.968	1 A.GIRARDET	41.258	10 D.ZOLLINGER	18.514	4	1 A.GIRARDET	1'29.712	1:29.970	(3)	
5	33 O.RECHEDE	29.993	75 T.GALLO	41.274	33 O.RECHEDE	18.523	5	75 T.GALLO	1'29.890	1:30.219	(6)	
6	32 J.DUBOURDIEU	30.016	16 X.MICHEL	41.353	32 J.DUBOURDIEU	18.623	6	16 X.MICHEL	1'30.054	1:30.054	(5)	
7	4 F.BUGAT	30.055	14 J.CANTOUNAT	41.510	16 X.MICHEL	18.635	7	44 J.DEVERLY	1'30.412	1:30.604	(7)	
8	16 X.MICHEL	30.066	44 J.DEVERLY	41.590	75 T.GALLO	18.648	8	32 J.DUBOURDIEU	1'30.421	1:31.062	(10)	
9	44 J.DEVERLY	30.130	32 J.DUBOURDIEU	41.782	44 J.DEVERLY	18.692	9	14 J.CANTOUNAT	1'30.861	1:31.529	(11)	
10	10 D.ZOLLINGER	30.137	31 J.SEIGNALET	42.005	31 J.SEIGNALET	18.693	10	33 O.RECHEDE	1'30.972	1:32.021	(13)	
11	31 J.SEIGNALET	30.290	6 Y.LE ROY	42.169	4 F.BUGAT	18.767	11	31 J.SEIGNALET	1'30.988	1:30.988	(8)	
12	14 J.CANTOUNAT	30.307	4 F.BUGAT	42.203	6 Y.LE ROY	18.999	12	4 F.BUGAT	1'31.025	1:31.025	(9)	
13	6 Y.LE ROY	30.403	33 O.RECHEDE	42.456	14 J.CANTOUNAT	19.044	13	6 Y.LE ROY	1'31.571	1:31.931	(12)	
14	30 B.RICHARD	30.659	30 B.RICHARD	42.728	27 R.PREVOST	19.066	14	30 B.RICHARD	1'32.745	1:33.474	(16)	
15	64 L.COURREGELONGUE	30.660	77 J.DIONISOTTI	42.823	68 B.CIBIEN	19.135	15	64 L.COURREGELONGUE	1'33.160	1:33.567	(17)	
16	52 G.DELPRAT	30.765	64 L.COURREGELONGUE	43.094	82 T.RICHARD	19.190	16	52 G.DELPRAT	1'33.203	1:33.263	(14)	
17	68 B.CIBIEN	30.803	70 M.RENAVAND	43.111	70 M.RENAVAND	19.273	17	68 B.CIBIEN	1'33.210	1:33.301	(15)	
18	77 J.DIONISOTTI	31.023	52 G.DELPRAT	43.140	52 G.DELPRAT	19.298	18	77 J.DIONISOTTI	1'33.397	1:34.413	(20)	
19	27 R.PREVOST	31.034	68 B.CIBIEN	43.272	12 M.GUEGAN	19.346	19	27 R.PREVOST	1'33.745	1:34.149	(18)	
20	81 A.BEIRÃO	31.472	27 R.PREVOST	43.645	30 B.RICHARD	19.358	20	70 M.RENAVAND	1'33.857	1:34.372	(19)	
21	70 M.RENAVAND	31.473	81 A.BEIRÃO	43.671	64 L.COURREGELONGUE	19.406	21	82 T.RICHARD	1'34.520	1:35.269	(23)	
22	82 T.RICHARD	31.495	82 T.RICHARD	43.835	67 V.MISSISTRANO	19.497	22	81 A.BEIRÃO	1'34.824	1:34.906	(22)	
23	67 V.MISSISTRANO	31.743	67 V.MISSISTRANO	44.079	77 J.DIONISOTTI	19.551	23	67 V.MISSISTRANO	1'35.319	1:35.867	(24)	
24	12 M.GUEGAN	31.776	36 A.CATELIN	44.280	81 A.BEIRÃO	19.681	24	12 M.GUEGAN	1'35.476	1:35.997	(25)	
25	8 X.RASCAGNERES	32.145	12 M.GUEGAN	44.354	24 S.CANTOUNAT	19.808	25	36 A.CATELIN	1'36.826	1:37.577	(26)	
26	36 A.CATELIN	32.513	8 X.RASCAGNERES	45.817	22 Y.VERHILLE	19.879	26	8 X.RASCAGNERES	1'37.889	1:38.852	(27)	
27	24 S.CANTOUNAT	32.615	22 Y.VERHILLE	46.486	8 X.RASCAGNERES	19.927	27	24 S.CANTOUNAT	1'39.276	1:40.209	(28)	
28	73 M.BEGUINOT	32.904	24 S.CANTOUNAT	46.853	36 A.CATELIN	20.033	28	73 M.BEGUINOT	1'40.580	1:40.671	(29)	
29	38 J.PIERCE	33.166	86 P.BONNY	46.895	121 J.DOE	20.416	29	86 P.BONNY	1'41.079	1:41.499	(30)	
30	86 P.BONNY	33.696	73 M.BEGUINOT	46.943	86 P.BONNY	20.488	30	121 J.DOE	1'41.838	1:42.941	(31)	
31	121 J.DOE	34.131	121 J.DOE	47.291	73 M.BEGUINOT	20.733	31	38 J.PIERCE	1'42.196	1:43.030	(32)	



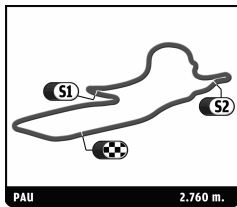
RICHARD MILLE



NISSAN

Le Point





TROPHEE DES PYRENEES GRAND PRIX DE PAU HISTORIQUE

Free Practice

Analysis

Lap	Time	Sector 1	Sector 2	Sector 3	Kph	Elapsed	Lap	Time	Sector 1	Sector 2	Sector 3	Kph	Elapsed
-----	------	----------	----------	----------	-----	---------	-----	------	----------	----------	----------	-----	---------

1 ALAIN GIRARDET SUI						
VAN DIEMEN RF 79						
1	1:49.212	42.389	46.865	19.958	91.0	1:49.212
2	1:33.726	32.001	42.537	19.188	106.0	3:22.938
3	1:34.252	31.063	44.100	19.089	105.4	4:57.190
4	1:34.866	32.351	43.801	18.714	104.7	6:32.056
5	1:31.169	30.411	41.842	18.916	109.0	8:03.225
6	1:30.788	30.570	41.679	18.539	109.4	9:34.013
7	1:31.544	31.647	41.384	18.513	108.5	11:05.557
8	1:30.956	29.974	41.689	19.293	109.2	12:36.513
9	1:32.560	30.599	42.236	19.725	107.3	14:09.073
10	1:47.540	30.743	53.049	23.748	92.4	15:56.613
11	1:41.713	33.968	48.052	19.693	97.7	17:38.326
12	1:36.653	30.554	46.467	19.632	102.8	19:14.979
13	1:35.297	29.959	44.120	21.218	104.3	20:50.276
14	1:30.849	30.235	41.974	18.640	109.4	22:21.125
15	1:30.726	30.074	42.110	18.542	109.5	23:51.851
16	1:29.970	29.941	41.258	18.771	110.4	25:21.821

3 PIERRE LOMBARDI SUI						
LOLA T540						
1	2:22.921	1:12.556	50.463	19.902	69.5	2:22.921
2	1:34.052	32.894	42.324	18.834	105.6	3:56.973
3	1:30.513	30.353	41.702	18.458	109.8	5:27.486
4	1:31.443	30.487	41.812	19.144	108.7	6:58.929
5	1:31.458	29.553	43.489	18.416	108.6	8:30.387
6	1:32.013	29.801	43.425	18.787	108.0	10:02.400
7	1:33.085	31.404	43.017	18.664	106.7	11:35.485
8	1:31.778	29.629	43.065	19.084	108.3	13:07.263
9	1:31.308	29.304	40.686	21.318	108.8	14:38.571
10	2:35.827	44.366	1:14.302	37.159	63.8	17:14.398
11	1:35.490	35.485	41.116	18.889	104.1	18:49.888
12	1:29.389	29.833	41.090	18.466	111.2	20:19.277
13	1:29.685	29.723	41.334	18.628	110.8	21:48.962
14	1:29.643	29.837	41.287	18.519	110.8	23:18.605
15	1:29.076	29.433	41.278	18.365	111.5	24:47.681
16	1:31.570	29.277	43.925	18.368	108.5	26:19.251

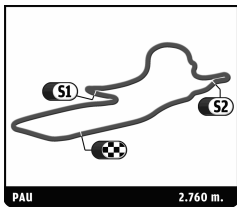
4 FRANÇOIS BUGAT FRA						
ROYALE RP 24						
1	2:03.312	55.314	47.868	20.130	80.6	2:03.312
2	1:40.455	33.141	46.948	20.366	98.9	3:43.767
3	1:33.697	30.647	43.904	19.146	106.0	5:17.464
4	1:34.411	30.839	44.274	19.298	105.2	6:51.875
5	1:34.739	31.903	43.521	19.315	104.9	8:26.614
6	1:35.544	30.990	44.481	20.073	104.0	10:02.158
7	1:34.943	32.537	43.404	19.002	104.7	11:37.101
8	1:35.730	30.815	43.782	21.133	103.8	13:12.831
9	1:34.663	31.339	42.998	20.326	105.0	14:47.494
10	2:29.732	43.967	1:08.675	37.090	66.4	17:17.226
11	1:42.852	37.215	45.096	20.541	96.6	19:00.078
12	1:37.506	33.215	44.586	19.705	101.9	20:37.584
13	1:31.842	30.472	42.427	18.943	108.2	22:09.426
14	1:33.954	30.148	44.036	19.770	105.8	23:43.380
15	1:31.025	30.055	42.203	18.767	109.2	25:14.405

6 YVES LE ROY FRA						
DULON LD 4						
1	2:07.406	1:00.676	46.937	19.793	78.0	2:07.406
2	1:36.969	32.678	44.308	19.983	102.5	3:44.375
3	1:34.998	32.199	43.377	19.422	104.6	5:19.373
4	1:34.169	31.744	43.261	19.164	105.5	6:53.542
5	1:35.007	32.331	43.508	19.168	104.6	8:28.549
6	1:35.506	31.126	45.078	19.302	104.0	10:04.055
7	1:34.217	31.413	43.589	19.215	105.5	11:38.272
8	1:34.839	30.778	43.189	20.872	104.8	13:13.111
9	1:36.007	32.863	42.872	20.272	103.5	14:49.118
10	2:29.123	44.005	1:07.493	37.625	66.6	17:18.241
11	1:41.724	37.068	44.581	20.075	97.7	18:59.965
12	1:32.810	30.643	43.039	19.128	107.1	20:32.775
13	1:32.462	30.403	42.858	19.201	107.5	22:05.237
14	1:33.665	30.701	43.965	18.999	106.1	23:38.902
15	1:31.931	30.602	42.169	19.160	108.1	25:10.833

8 XAVIER RASCAGNERES FRA						
ROYALE RP 3						
1	2:23.420	1:08.418	53.077	21.925	69.3	2:23.420
2	1:46.323	35.780	49.861	20.682	93.5	4:09.743
3	1:40.992	33.756	47.124	20.112	98.4	5:50.735
4	1:39.720	32.940	46.853	19.927	99.6	7:30.455
5	1:39.723	32.839	46.331	20.553	99.6	9:10.178
6	1:41.520	34.398	46.728	20.394	97.9	10:51.698
7	1:43.009	34.674	47.186	21.149	96.5	12:34.707
8	1:42.932	33.816	47.642	21.474	96.5	14:17.639
9	2:21.003	40.712	1:00.356	39.935	70.5	16:38.642
10	1:57.436	48.637	48.009	20.790	84.6	18:36.078
11	1:43.998	32.788	47.495	23.715	95.5	20:20.076
12	1:41.703	34.068	47.497	20.138	97.7	22:01.779
13	1:41.828	32.957	48.494	20.377	97.6	23:43.607
14	1:38.852	32.145	45.817	20.890	100.5	25:22.459

10 DAVID ZOLLINGER FRA						
VAN DIEMEN RF 81						
1	1:50.065	45.493	44.674	19.898	90.3	1:50.065
2	1:34.329	32.427	42.882	19.020	105.3	3:24.394
3	1:33.265	31.633	42.825	18.807	106.5	4:57.659
4	1:35.764	32.491	44.460	18.813	103.8	6:33.423
5	1:31.013	30.875	41.258	18.880	109.2	8:04.436
6	1:30.500	30.691	41.295	18.514	109.8	9:34.936
7	1:32.024	31.505	41.482	19.037	108.0	11:06.960
8	1:30.988	30.668	41.430	18.890	109.2	12:37.948
9	1:32.636	31.405	42.265	18.966	107.3	14:10.584
10	1:49.376	34.522	50.229	24.625	90.8	15:59.960
11	1:47.736	38.507	49.891	19.338	92.2	17:47.696
12	1:32.200	30.748	42.435	19.017	107.8	19:19.896
13	1:34.844	31.212	41.051	22.581	104.8	20:54.740
14	1:31.616	30.235	42.003	19.378	108.5	22:26.356
15	1:29.670	30.137	41.016	18.517	110.8	23:56.026
16	1:29.646	30.617	40.469	18.560	110.8	25:25.672



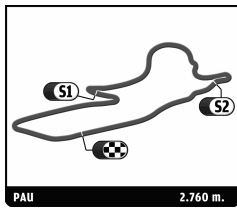


TROPHEE DES PYRENEES GRAND PRIX DE PAU HISTORIQUE

Free Practice

Analysis

Lap	Time	Sector 1	Sector 2	Sector 3	Kph	Elapsed	Lap	Time	Sector 1	Sector 2	Sector 3	Kph	Elapsed
12 MICHEL GUEGAN							FRA						
VAN DIEMEN RF 79													
1	2:22.310	1:06.688	53.653	21.969	69.8	2:22.310	1	2:05.997	59.632	46.486	19.879	78.9	2:05.997
2	1:49.397	35.562	53.166	20.669	90.8	4:11.707	2	2:02.935	54.302	48.062	20.571	80.8	2:02.935
3	1:40.815	33.594	46.927	20.294	98.6	5:52.522	3	1:42.837	34.230	48.314	20.293	96.6	3:45.772
4	1:39.316	32.605	46.607	20.104	100.0	7:31.838	4	1:40.622	33.263	47.551	19.808	98.7	5:26.394
5	1:38.793	32.654	46.046	20.093	100.6	9:10.631	5	1:40.209	33.019	46.853	20.337	99.2	7:06.603
6	1:39.133	33.278	45.817	20.038	100.2	10:49.764							
7	1:38.530	32.897	45.830	19.803	100.8	12:28.294							
8	1:40.737	33.194	46.588	20.955	98.6	14:09.031							
9	1:50.445	32.483	53.372	24.590	90.0	15:59.476							
10	1:47.523	38.376	49.400	19.747	92.4	17:46.999							
11	1:37.030	32.775	44.909	19.346	102.4	19:24.029							
12	1:41.789	33.056	48.262	20.471	97.6	21:05.818							
13	1:36.466	32.280	44.493	19.693	103.0	22:42.284							
14	1:35.997	31.776	44.632	19.589	103.5	24:18.281							
15	1:36.174	32.098	44.354	19.722	103.3	25:54.455							
14 JEAN CANTOUNAT							FRA						
ROYALE RP 16													
1	2:01.988	53.594	47.957	20.437	81.5	2:01.988							
2	1:41.280	33.293	46.778	21.209	98.1	3:43.268							
3	1:37.735	34.207	44.018	19.510	101.7	5:21.003							
4	1:38.540	32.676	45.833	20.031	100.8	6:59.543							
5	1:35.710	30.749	45.318	19.643	103.8	8:35.253							
6	1:34.314	30.827	44.201	19.286	105.4	10:09.567							
7	1:34.961	31.012	44.417	19.532	104.6	11:44.528							
8	1:33.294	30.968	43.282	19.044	106.5	13:17.822							
9	1:45.236	31.744	49.756	23.736	94.4	15:03.058							
10	2:17.542	38.014	1:03.004	36.524	72.2	17:20.600							
11	1:40.077	36.672	43.242	20.163	99.3	19:00.677							
12	1:34.902	31.716	43.969	19.217	104.7	20:35.579							
13	1:31.529	30.897	41.510	19.122	108.6	22:07.108							
14	1:32.947	30.307	43.442	19.198	106.9	23:40.055							
15	1:31.903	30.768	41.871	19.264	108.1	25:11.958							
24 SEBASTIEN CANTOUNAT							FRA						
ROYALE RP 26													
1	2:05.997	59.632	46.486	19.879	78.9	2:05.997							
2	2:02.935	54.302	48.062	20.571	80.8	2:02.935							
3	1:42.837	34.230	48.314	20.293	96.6	3:45.772							
4	1:40.622	33.263	47.551	19.808	98.7	5:26.394							
5	1:40.209	33.019	46.853	20.337	99.2	7:06.603							
27 REGIS PREVOST							FRA						
MC NAMARA FCA Mk3													
1	2:53.069	1:33.719	56.283	23.067	57.4	2:53.069							
2	1:40.463	33.683	46.519	20.261	98.9	4:33.532							
3	1:35.969	32.313	44.091	19.565	103.5	6:09.501							
4	1:34.149	31.034	44.049	19.066	105.5	7:43.650							
5	1:35.877	31.945	44.459	19.473	103.6	9:19.527							
6	1:34.391	31.123	43.645	19.623	105.3	10:53.918							
7	1:34.796	31.980	43.734	19.082	104.8	12:28.714							
30 BERNARD RICHARD							FRA						
VAN DIEMEN RF 78													
1	2:58.372	1:40.848	53.922	23.602	55.7	2:58.372							
2	1:43.569	37.874	45.344	20.351	95.9	4:41.941							
3	1:34.466	31.979	42.793	19.694	105.2	6:16.407							
4	1:33.474	31.170	42.728	19.576	106.3	7:49.881							
5	1:38.780	31.862	45.255	21.663	100.6	9:28.661							
6	1:34.867	32.064	43.445	19.358	104.7	11:03.528							
7	1:44.065	30.659	53.684	19.722	95.5	12:47.593							
8	1:37.381	31.533	42.883	22.965	102.0	14:24.974							
9	2:42.677	52.088	1:13.578	37.011	61.1	17:07.651							
10	1:42.406	39.697	42.983	19.726	97.0	18:50.057							
11	2:22.080	31.453	1:05.461	45.166	69.9	21:12.137							
31 JOSEPH SEIGNALET							FRA						
ROYALE RP 21													
1	2:18.759	1:09.057	50.406	19.296	71.6	2:18.759							
2	1:35.907	32.081	44.215	19.611	103.6	3:54.666							
3	1:36.186	32.144	44.658	19.384	103.3	5:30.852							
4	1:35.227	31.113	43.388	20.726	104.3	7:06.079							
5	1:33.702	32.012	42.884	18.806	106.0	8:39.781							
6	1:32.938	31.529	42.442	18.967	106.9	10:12.719							
7	1:32.804	30.686	42.759	19.359	107.1	11:45.523							
8	1:30.988	30.290	42.005	18.693	109.2	13:16.511							
9	1:37.142	32.630	44.202	20.310	102.3	14:53.653							
10	2:26.353	40.027	1:08.588	37.738	67.9	17:20.006							
11	1:55.628	43.308	50.689	21.631	85.9	19:15.634							
12	1:39.243	32.807	43.403	23.033	100.1	20:54.877							
13	1:33.246	31.781	42.443	19.022	106.6	22:28.123							
14	1:33.342	31.185	43.122	19.035	106.4	24:01.465							
15	1:34.966	31.802	43.857	19.307	104.6	25:36.431							
32 JEAN DUBOURDIEU							FRA						
ROYALE RP 24													
1	2:00.690	51.626	48.670	20.394	82.3	2:00.690							
2	1:40.317	32.924	46.342	21.051	99.0	3:41.007							



TROPHEE DES PYRENEES GRAND PRIX DE PAU HISTORIQUE

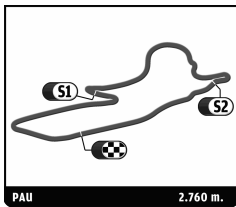
Free Practice

Analysis

Lap	Time	Sector 1	Sector 2	Sector 3	Kph	Elapsed	Lap	Time	Sector 1	Sector 2	Sector 3	Kph	Elapsed
3	1:33.379	31.709	42.607	19.063	106.4	5:14.386	8	1:34.348	31.177	44.247	18.924	105.3	12:59.158
4	1:34.938	30.630	43.976	20.332	104.7	6:49.324	9	1:32.533	30.792	42.483	19.258	107.4	14:31.691
5	1:31.062	30.484	41.782	18.796	109.1	8:20.386	10	2:39.194	47.924	1:14.506	36.764	62.4	17:10.885
6	1:31.211	30.308	42.160	18.743	108.9	9:51.597	11	1:39.225	37.404	42.384	19.437	100.1	18:50.110
7	1:32.379	30.016	43.740	18.623	107.6	11:23.976	12	1:31.286	30.933	41.661	18.692	108.8	20:21.396
8	2:03.636 B	30.444	55.421	37.771	80.4	13:27.612	13	1:31.807	30.990	41.958	18.859	108.2	21:53.203
9	5:03.156 B	3:30.520	57.591	35.045	32.8	18:30.768	14	1:31.680	30.588	42.281	18.811	108.4	23:24.883
33 OLIVIER RECHEDE FRA LOLA T 540 E							15 1:31.766 30.608 42.321 18.837 108.3 24:56.649						
1	2:18.203	1:08.350	50.253	19.600	71.9	2:18.203	16	1:30.604	30.294	41.590	18.720	109.7	26:27.253
2	1:34.867	31.703	43.884	19.280	104.7	3:53.070	52 GERARD DELPRAT FRA LOLA T 540						
3	1:53.139	50.493	43.488	19.158	87.8	5:46.209	1	2:22.211	1:07.277	53.390	21.544	69.9	2:22.211
4	1:32.348	30.812	43.013	18.523	107.6	7:18.557	2	1:39.886	34.387	45.383	20.116	99.5	4:02.097
5	1:32.021	30.752	42.456	18.813	108.0	8:50.578	3	1:36.374	33.188	43.608	19.578	103.1	5:38.471
6	1:32.854	30.843	43.253	18.758	107.0	10:23.432	4	1:34.001	31.440	43.140	19.421	105.7	7:12.472
7	1:33.191	29.993	43.707	19.491	106.6	11:56.623	5	1:36.461	31.558	44.968	19.935	103.0	8:48.933
8	1:32.569	30.316	42.657	19.596	107.3	13:29.192	6	1:37.636	32.924	44.149	20.563	101.8	10:26.569
9	1:56.395 B	34.898	51.763	29.734	85.4	15:25.587	7	1:34.042	31.325	43.419	19.298	105.7	12:00.611
36 ADRIEN CATELIN FRA VAN DIEMEN RF 80							8	1:34.482	31.082	43.256	20.144	105.2	13:35.093
1	2:31.981	1:19.831	50.360	21.790	65.4	2:31.981	9	1:40.468	31.485	46.031	22.952	98.9	15:15.561
2	1:48.689	39.871	47.728	21.090	91.4	4:20.670	10	2:10.550	42.329	55.529	32.692	76.1	17:26.111
3	1:40.394	34.171	45.646	20.577	99.0	6:01.064	11	1:45.597	39.037	46.157	20.403	94.1	19:11.708
4	1:37.577	33.091	44.280	20.206	101.8	7:38.641	12	1:39.257	32.464	44.518	22.275	100.1	20:50.965
5	1:41.171	35.481	45.232	20.458	98.2	9:19.812	13	1:35.891	31.714	43.963	20.214	103.6	22:26.856
6	1:38.477	32.579	44.781	21.117	100.9	10:58.289	14	1:33.263	30.765	43.186	19.312	106.5	24:00.119
7	1:38.530	33.154	45.343	20.033	100.8	12:36.819	15	1:34.747	31.582	43.671	19.494	104.9	25:34.866
8	1:41.391	33.288	46.793	21.310	98.0	14:18.210	55 ARNAUD RECHEDE FRA LOLA T 540						
9	2:31.764 B	43.033	58.556	50.175	65.5	16:49.974	1	2:22.618	1:12.055	50.163	20.400	69.7	2:22.618
10	4:26.434	3:19.766	46.064	20.604	37.3	21:16.408	2	1:31.888	32.653	40.887	18.348	108.1	3:54.506
11	1:39.704	32.513	46.331	20.860	99.7	22:56.112	3	1:30.003	30.513	40.540	18.950	110.4	5:24.509
12	1:41.724	34.134	47.303	20.287	97.7	24:37.836	4	1:32.461	30.118	43.780	18.563	107.5	6:56.970
13	1:41.766	33.205	47.209	21.352	97.6	26:19.602	5	1:33.096	29.863	44.180	19.053	106.7	8:30.066
38 JULIAN PIERCE GBR LOLA T 200							6	1:30.801	29.804	40.956	20.041	109.4	10:00.867
1	3:24.318	2:04.406	55.805	24.107	48.6	3:24.318	7	2:25.619 B	29.201	55.206	1:01.212	68.2	12:26.486
2	1:50.219	36.142	51.209	22.868	90.1	5:14.537	64 LAURENT COURREGELONGUE FRA VAN DIEMEN RF 80						
3	1:50.781	36.616	51.201	22.964	89.7	7:05.318	1	2:25.443	1:15.342	49.739	20.362	68.3	2:25.443
4	1:51.492	36.017	51.620	23.855	89.1	8:56.810	2	1:40.858	34.824	46.302	19.732	98.5	4:06.301
5	1:44.615	34.904	48.449	21.262	95.0	10:41.425	3	1:35.954	32.393	43.980	19.581	103.5	5:42.255
6	1:43.030	34.000	47.916	21.114	96.4	12:24.455	4	1:35.099	31.342	44.306	19.451	104.5	7:17.354
7	1:45.389	33.166	50.052	22.171	94.3	14:09.844	5	1:34.312	31.258	43.586	19.468	105.4	8:51.666
8	2:38.247 B	41.613	1:06.211	50.423	62.8	16:48.091	6	1:34.440	30.828	43.834	19.778	105.2	10:26.106
44 JEAN DEVERLY FRA VAN DIEMEN RF 80							7	1:33.567	31.067	43.094	19.406	106.2	11:59.673
1	2:00.992	52.161	48.461	20.370	82.1	2:00.992	8	1:35.139	30.660	44.026	20.453	104.4	13:34.812
2	1:39.670	32.853	46.535	20.282	99.7	3:40.662	9	1:43.288 B	30.869	44.391	28.028	96.2	15:18.100
3	1:32.812	31.242	42.500	19.070	107.1	5:13.474	10	2:46.055	1:36.652	49.513	19.890	59.8	18:04.155
4	1:36.256	30.737	45.097	20.422	103.2	6:49.730	11	1:47.270	31.589	55.470	20.211	92.6	19:51.425
5	1:31.655	30.824	41.806	19.025	108.4	8:21.385	12	1:44.306 B	31.996	43.188	29.122	95.3	21:35.731
6	1:30.993	30.130	41.806	19.057	109.2	9:52.378	67 VINCENT MISSISTRANO FRA VAN DIEMEN RF 81						
7	1:32.432	30.420	42.898	19.114	107.5	11:24.810	1	2:39.888	1:27.399	50.238	22.251	62.1	2:39.888

Personal Best Session Best B Crossing the finish line in pit lane





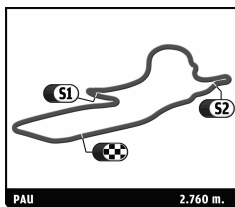
TROPHEE DES PYRENEES GRAND PRIX DE PAU HISTORIQUE

Free Practice

Analysis

■ Personal Best ■ Session Best B Crossing the finish line in pit lane

Lap	Time	Sector 1	Sector 2	Sector 3	Kph	Elapsed	Lap	Time	Sector 1	Sector 2	Sector 3	Kph	Elapsed
2	1:45.794	37.309	47.646	20.839	93.9	4:25.682	11	1:49.248	36.559	50.311	22.378	90.9	21:09.729
3	1:38.644	33.821	44.286	20.537	100.7	6:04.326	12	1:45.837	35.226	49.779	20.832	93.9	22:55.566
4	1:39.235	32.545	46.718	19.972	100.1	7:43.561	13	1:42.560	34.206	47.257	21.097	96.9	24:38.126
5	1:37.218	32.838	44.883	19.497	102.2	9:20.779	14	1:42.096	33.714	46.956	21.426	97.3	26:20.222
6	1:37.182	32.676	44.419	20.087	102.2	10:57.961	75 THIERRY GALLO FRA MERLYN MK 20 A						
7	1:36.417	32.016	44.079	20.322	103.1	12:34.378	1	2:03.964	58.446	46.143	19.375	80.2	2:03.964
8	1:35.867	31.743	44.536	19.588	103.6	14:10.245	2	1:39.994	32.975	46.949	20.070	99.4	3:43.958
68 BEATRICE CIBIEN SUI VAN DIEMEN RF 80							3	1:33.690	31.807	43.200	18.683	106.1	5:17.648
1	2:00.715	51.006	48.727	20.982	82.3	2:00.715	4	1:33.048	31.074	42.430	19.544	106.8	6:50.696
2	1:44.300	34.091	48.210	21.999	95.3	3:45.015	5	1:31.931	30.795	42.129	19.007	108.1	8:22.627
3	1:39.454	33.485	46.085	19.884	99.9	5:24.469	6	1:32.575	30.834	42.663	19.078	107.3	9:55.202
4	1:41.083	33.464	47.139	20.480	98.3	7:05.552	7	1:32.328	30.523	42.435	19.370	107.6	11:27.530
5	1:37.132	32.307	45.258	19.567	102.3	8:42.684	8	1:36.449	30.586	46.659	19.204	103.0	13:03.979
6	1:38.099	31.874	46.677	19.548	101.3	10:20.783	9	1:34.047	30.691	42.187	21.169	105.6	14:38.026
7	1:37.848	31.719	45.930	20.199	101.5	11:58.631	10	2:34.153	42.859	1:14.441	36.853	64.5	17:12.179
8	1:36.806	31.146	44.190	21.470	102.6	13:35.437	11	1:41.645	38.181	44.269	19.195	97.8	18:53.824
9	1:40.601	31.695	46.751	22.155	98.8	15:16.038	12	1:33.187	31.399	42.555	19.233	106.6	20:27.011
10	2:10.836	42.468	55.677	32.691	75.9	17:26.874	13	1:32.041	30.549	42.536	18.956	108.0	21:59.052
11	1:45.665	38.745	46.729	20.191	94.0	19:12.539	14	1:30.469	30.462	41.274	18.733	109.8	23:29.521
12	1:40.117	32.122	46.574	21.421	99.2	20:52.656	15	1:30.347	30.192	41.507	18.648	110.0	24:59.868
13	1:35.293	30.803	45.181	19.309	104.3	22:27.949	16	1:30.219	29.968	41.595	18.656	110.1	26:30.087
14	1:33.301	30.894	43.272	19.135	106.5	24:01.250	77 JEAN DIONISOTTI SUI ROYALE RP 29						
15	1:35.470	31.506	44.054	19.910	104.1	25:36.720	1	1:50.309	43.428	46.383	20.498	90.1	1:50.309
70 MICHEL RENAVAND FRA VAN DIEMEN RF 81							2	1:35.775	32.767	43.073	19.935	103.7	3:26.084
1	2:24.695	1:14.493	49.970	20.232	68.7	2:24.695	3	1:36.540	32.325	42.823	21.392	102.9	5:02.624
2	1:42.754	34.847	48.449	19.458	96.7	4:07.449	4	1:37.944	32.538	45.588	19.818	101.4	6:40.568
3	1:36.560	32.646	44.311	19.603	102.9	5:44.009	5	1:35.437	31.876	43.599	19.962	104.1	8:16.005
4	1:35.979	31.828	44.878	19.273	103.5	7:19.988	6	1:34.413	31.483	42.998	19.932	105.2	9:50.418
5	1:37.389	31.952	44.857	20.580	102.0	8:57.377	7	1:36.307	31.875	44.480	19.952	103.2	11:26.725
6	1:35.140	32.184	43.567	19.389	104.4	10:32.517	8	1:38.410	32.039	46.820	19.551	101.0	13:05.135
7	1:35.791	31.473	43.359	20.959	103.7	12:08.308	9	1:34.959	31.023	43.452	20.484	104.6	14:40.094
8	1:34.372	31.721	43.111	19.540	105.3	13:42.680	10	2:35.014	43.923	1:13.930	37.161	64.1	17:15.108
9	1:40.269	32.149	45.570	22.550	99.1	15:22.949	11	1:41.329	35.920	44.782	20.627	98.1	18:56.437
10	2:06.599	40.359	52.194	34.046	78.5	17:29.548	12	2:17.558 B	40.540	54.585	42.433	72.2	21:13.995
11	1:49.337	39.210	49.211	20.916	90.9	19:18.885	81 ALEXANDRE BEIRÃO POR MERLYN MK 24						
12	1:49.498	34.981	52.242	22.275	90.7	21:08.383	1	1:58.839	49.933	47.735	21.171	83.6	1:58.839
13	1:45.467	34.862	48.971	21.634	94.2	22:53.850	2	1:45.058	34.251	48.571	22.236	94.6	3:43.897
14	1:41.979	33.678	47.042	21.259	97.4	24:35.829	3	1:40.337	34.112	45.742	20.483	99.0	5:24.234
15	1:38.894	32.592	46.605	19.697	100.5	26:14.723	4	1:57.741 B	33.157	46.325	38.259	84.4	7:21.975
73 MANUEL BEGUINOT FRA CROSSLE 30 F							5	2:25.883	1:20.268	45.366	20.249	68.1	9:47.858
1	2:59.885	1:46.129	50.525	23.231	55.2	2:59.885	6	1:40.149	32.676	46.959	20.514	99.2	11:28.007
2	1:51.612	40.558	49.152	21.902	89.0	4:51.497	7	1:40.128	32.325	46.921	20.882	99.2	13:08.135
3	1:45.252	34.445	50.002	20.805	94.4	6:36.749	8	1:37.028	31.579	43.837	21.612	102.4	14:45.163
4	1:41.828	33.880	47.215	20.733	97.6	8:18.577	9	2:30.585	42.482	1:11.152	36.951	66.0	17:15.748
5	1:43.261	34.237	47.658	21.366	96.2	10:01.838	10	1:43.480	38.065	44.964	20.451	96.0	18:59.228
6	1:46.330	34.624	50.251	21.455	93.4	11:48.168	11	1:38.064	32.783	45.404	19.877	101.3	20:37.292
7	1:40.671	32.904	46.943	20.824	98.7	13:28.839	12	1:36.903	32.872	44.204	19.827	102.5	22:14.195
8	1:45.571	34.696	48.602	22.273	94.1	15:14.410	13	1:35.823	32.408	43.671	19.744	103.7	23:50.018
9	2:11.047	42.153	55.528	33.366	75.8	17:25.457	14	1:34.906	31.472	43.753	19.681	104.7	25:24.924
10	1:55.024	40.780	52.813	21.431	86.4	19:20.481							



TROPHEE DES PYRENEES GRAND PRIX DE PAU HISTORIQUE

Free Practice

Analysis

Lap	Time	Sector 1	Sector 2	Sector 3	Kph	Elapsed	Lap	Time	Sector 1	Sector 2	Sector 3	Kph	Elapsed	
82	THIBAUT RICHARD						FRA	9	3:17.555	2:09.848	47.291	20.416	50.3	26:23.756
VAN DIEMEN RF 78														
1	2:59.056	1:40.238	55.072	23.746	55.5	2:59.056								
2	1:46.471	38.613	47.324	20.534	93.3	4:45.527								
3	1:40.644	32.422	46.059	22.163	98.7	6:26.171								
4	1:39.027	31.495	44.892	22.640	100.3	8:05.198								
5	1:38.348	33.518	45.317	19.513	101.0	9:43.546								
6	1:38.096	32.357	45.961	19.778	101.3	11:21.642								
7	1:50.791	35.382	53.511	21.898	89.7	13:12.433								
8	1:53.036	37.583	50.928	24.525	87.9	15:05.469								
9	2:18.049	41.975	58.077	37.997	72.0	17:23.518								
10	1:38.181	34.836	43.835	19.510	101.2	19:01.699								
11	1:37.535	32.676	45.376	19.483	101.9	20:39.234								
12	1:35.269	31.497	44.582	19.190	104.3	22:14.503								
13	1:40.658	31.753	48.527	20.378	98.7	23:55.161								
14	1:37.693	33.075	44.946	19.672	101.7	25:32.854								
86	PHILIPPE BONNY						FRA							
VAN DIEMEN RF 81														
1	3:03.099 B	1:31.916	57.314	33.869	54.3	3:03.099								
2	6:25.409	5:10.554	52.992	21.863	25.8	9:28.508								
3	1:51.116	38.684	50.672	21.760	89.4	11:19.624								
4	1:52.168	36.915	53.459	21.794	88.6	13:11.792								
5	1:52.748	36.603	52.235	23.910	88.1	15:04.540								
6	2:18.396	41.889	58.400	38.107	71.8	17:22.936								
7	1:55.920	41.509	53.047	21.364	85.7	19:18.856								
8	1:50.081	36.249	51.520	22.312	90.3	21:08.937								
9	1:45.689	35.541	49.267	20.881	94.0	22:54.626								
10	1:42.172	34.617	46.895	20.660	97.2	24:36.798								
11	1:41.499	33.696	47.315	20.488	97.9	26:18.297								
98	BRICE CORDERO						FRA							
RAY F81														
1	5:03.133				32.8	5:03.133								
2	1:48.122				91.9	6:51.255								
3	1:46.433				93.4	8:37.688								
4	2:07.937 B				77.7	10:45.625								
5	4:22.524				37.8	15:08.149								
6	2:15.786				73.2	17:23.935								
7	1:41.491				97.9	19:05.426								
8	1:38.240				101.1	20:43.666								
9	1:40.081				99.3	22:23.747								
10	1:36.722				102.7	24:00.469								
11	1:34.538				105.1	25:35.007								
121	JOHN DOE						FRA							
ALEXIS MK 15 B														
1	2:57.660	1:39.182	55.175	23.303	55.9	2:57.660								
2	1:57.414	47.234	49.301	20.879	84.6	4:55.074								
3	1:57.203 B	37.435	50.107	29.661	84.8	6:52.277								
4	8:43.143	7:22.536	54.143	26.464	19.0	15:35.420								
5	2:04.207	43.640	58.460	22.107	80.0	17:39.627								
6	1:42.941	34.870	47.565	20.506	96.5	19:22.568								
7	1:43.089	34.131	48.159	20.799	96.4	21:05.657								
8	2:00.544 B	36.293	54.638	29.613	82.4	23:06.201								



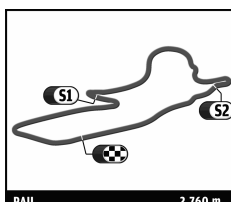
RICHARD MILLE



NISSAN

Le Point





TROPHEE DES PYRENEES

GRAND PRIX DE PAU HISTORIQUE

Qualifying Practice

PAU 2.760 m.

Provisional Classification

Nr.	Driver	Nat	Team	Car	Time	Lap	Total	Gap	Kph
1	55 ARNAUD RECHEDE	FRA		LOLA T 540	1:27.788	10	15	-	113.2
2	1 ALAIN GIRARDET	SUI		VAN DIEMEN RF 79	1:28.289	11	15	+0.501	112.5
3	10 DAVID ZOLLINGER	FRA		VAN DIEMEN RF 81	1:28.336	11	14	+0.548	112.5
4	3 PIERRE LOMBARDI	SUI		LOLA T540	1:28.388	12	15	+0.600	112.4
5	33 OLIVIER RECHEDE	FRA		LOLA T 540 E	1:29.101	11	11	+1.313	111.5
6	64 LAURENT COURREGELONGUE	FRA		VAN DIEMEN RF 80	1:29.428	10	14	+1.640	111.1
7	16 XAVIER MICHEL	FRA		VAN DIEMEN RF 81	1:29.904	11	14	+2.116	110.5
8	44 JEAN DEVERLY	FRA		VAN DIEMEN RF 80	1:30.147	12	14	+2.359	110.2
9	31 JOSEPH SEIGNALET	FRA		ROYALE RP 21	1:30.208	12	15	+2.420	110.1
10	30 BERNARD RICHARD	FRA		VAN DIEMEN RF 78	1:30.380	11	11	+2.592	109.9
11	75 THIERRY GALLO	FRA		MERLYN MK 20 A	1:30.614	15	15	+2.826	109.7
12	4 FRANÇOIS BUGAT	FRA		ROYALE RP 24	1:31.362	11	14	+3.574	108.8
13	6 YVES LE ROY	FRA		DULON LD 4	1:31.515	11	14	+3.727	108.6
14	14 JEAN CANTOUNAT	FRA		ROYALE RP 16	1:31.619	10	13	+3.831	108.4
15	77 JEAN DIONISOTTI	SUI		ROYALE RP 29	1:31.849	9	11	+4.061	108.2
16	68 BEATRICE CIBIEN	SUI		VAN DIEMEN RF 80	1:32.860	10	14	+5.072	107.0
17	52 GERARD DELPRAT	FRA		LOLA T 540	1:32.881	10	14	+5.093	107.0
18	36 ADRIEN CATELIN	FRA		VAN DIEMEN RF 80	1:33.174	14	14	+5.386	106.6
19	82 THIBAUT RICHARD	FRA		VAN DIEMEN RF 78	1:33.326	9	14	+5.538	106.5
20	81 ALEXANDRE BEIRÃO	POR		MERLYN MK 24	1:33.392	10	14	+5.604	106.4
21	70 MICHEL RENAVAND	FRA		VAN DIEMEN RF 81	1:33.516	10	14	+5.728	106.2
22	22 YANNICK VERHILLE	FRA		VAN DIEMEN RF 77	1:33.971	9	14	+6.183	105.7
23	12 MICHEL GUEGAN	FRA		VAN DIEMEN RF 79	1:35.046	14	14	+7.258	104.5
24	24 SEBASTIEN CANTOUNAT	FRA		ROYALE RP 26	1:35.634	8	14	+7.846	103.9
25	27 REGIS PREVOST	FRA		MC NAMARA FCA Mk3	1:35.759	2	2	+7.971	103.8
26	73 MANUEL BEGUINOT	FRA		CROSSLE 30 F	1:38.059	14	14	+10.271	101.3
27	86 VINCENT MISSISTRANO	FRA		VAN DIEMEN RF 81	1:38.432	13	13	+10.644	100.9
28	8 XAVIER RASCAGNERES	FRA		ROYALE RP 3	1:39.867	9	13	+12.079	99.5
29	98 BRICE CORDERO	FRA		RAY F81	1:43.656	2	2	+15.868	95.9
30	38 JULIAN PIERCE	GBR		LOLA T 200	1:44.052	13	13	+16.264	95.5
31	32 JEAN DUBOURDIEU	FRA		ROYALE RP 24	1:51.345	2	2	+23.557	89.2

Not classified:

121	RAOUL SCULTORE	FRA		ALEXIS MK 15 B			1		
-----	----------------	-----	--	----------------	--	--	---	--	--

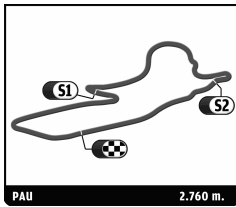
Fastest Lap	Lap 10	ARNAUD RECHEDE	1:27.788	113.2 Kph
--------------------	--------	----------------	----------	-----------

Published at:

Track Status: **DRY**

Race Director:	Timekeeper:
----------------	-------------





TROPHEE DES PYRENEES

GRAND PRIX DE PAU HISTORIQUE

Qualifying Practice

Best Sector Times

SECTOR 1			SECTOR 2		SECTOR 3		Pos	Driver	Ideal Lap	Best Lap
Pos	Driver	Time	Driver	Time	Driver	Time				
1	55 A.RECHEDE	29.199	55 A.RECHEDE	39.947	1 A.GIRARDET	18.126	1	55 A.RECHEDE	1'27.336	1:27.788 (1)
2	3 P.LOMBARDI	29.412	1 A.GIRARDET	40.060	55 A.RECHEDE	18.190	2	1 A.GIRARDET	1'27.744	1:28.289 (2)
3	33 O.RECHEDE	29.528	10 D.ZOLLINGER	40.213	3 P.LOMBARDI	18.332	3	10 D.ZOLLINGER	1'28.202	1:28.336 (3)
4	10 D.ZOLLINGER	29.529	3 P.LOMBARDI	40.505	10 D.ZOLLINGER	18.460	4	3 P.LOMBARDI	1'28.249	1:28.388 (4)
5	1 A.GIRARDET	29.558	33 O.RECHEDE	40.694	33 O.RECHEDE	18.491	5	33 O.RECHEDE	1'28.713	1:29.101 (5)
6	16 X.MICHEL	29.746	64 L.COURREGELONGUE	40.888	31 J.SEIGNALET	18.530	6	64 L.COURREGELONGUE	1'29.257	1:29.428 (6)
7	64 L.COURREGELONGUE	29.814	31 J.SEIGNALET	40.958	64 L.COURREGELONGUE	18.555	7	16 X.MICHEL	1'29.723	1:29.904 (7)
8	75 T.GALLO	30.020	44 J.DEVERLY	41.168	16 X.MICHEL	18.703	8	31 J.SEIGNALET	1'29.874	1:30.208 (9)
9	44 J.DEVERLY	30.078	30 B.RICHARD	41.267	75 T.GALLO	18.710	9	44 J.DEVERLY	1'29.985	1:30.147 (8)
10	30 B.RICHARD	30.099	16 X.MICHEL	41.274	30 B.RICHARD	18.737	10	30 B.RICHARD	1'30.103	1:30.380 (10)
11	4 F.BUGAT	30.163	75 T.GALLO	41.391	44 J.DEVERLY	18.739	11	75 T.GALLO	1'30.121	1:30.614 (11)
12	6 Y.LE ROY	30.260	77 J.DIONISOTTI	41.427	32 J.DUBOURDIEU	18.824	12	14 J.CANTOUNAT	1'31.116	1:31.619 (14)
13	32 J.DUBOURDIEU	30.287	14 J.CANTOUNAT	41.610	4 F.BUGAT	18.890	13	6 Y.LE ROY	1'31.117	1:31.515 (13)
14	31 J.SEIGNALET	30.386	6 Y.LE ROY	41.886	6 Y.LE ROY	18.971	14	4 F.BUGAT	1'31.305	1:31.362 (12)
15	14 J.CANTOUNAT	30.389	4 F.BUGAT	42.252	70 M.RENAVAND	19.009	15	77 J.DIONISOTTI	1'31.481	1:31.849 (15)
16	68 B.CIBIEN	30.541	36 A.CATELIN	42.269	22 Y.VERHILLE	19.023	16	36 A.CATELIN	1'32.444	1:33.174 (18)
17	27 R.PREVOST	30.762	52 G.DELPRAT	42.554	82 T.RICHARD	19.026	17	52 G.DELPRAT	1'32.488	1:32.881 (17)
18	52 G.DELPRAT	30.776	81 A.BEIRÃO	42.722	27 R.PREVOST	19.096	18	68 B.CIBIEN	1'32.686	1:32.860 (16)
19	36 A.CATELIN	30.827	70 M.RENAVAND	42.854	68 B.CIBIEN	19.116	19	70 M.RENAVAND	1'32.742	1:33.516 (21)
20	82 T.RICHARD	30.850	82 T.RICHARD	42.897	14 J.CANTOUNAT	19.117	20	82 T.RICHARD	1'32.773	1:33.326 (19)
21	77 J.DIONISOTTI	30.876	68 B.CIBIEN	43.029	52 G.DELPRAT	19.158	21	81 A.BEIRÃO	1'33.014	1:33.392 (20)
22	70 M.RENAVAND	30.879	22 Y.VERHILLE	43.420	77 J.DIONISOTTI	19.178	22	22 Y.VERHILLE	1'33.650	1:33.971 (22)
23	81 A.BEIRÃO	30.970	12 M.GUEGAN	43.817	81 A.BEIRÃO	19.322	23	32 J.DUBOURDIEU	1'34.319	1:51.345 (31)
24	22 Y.VERHILLE	31.207	24 S.CANTOUNAT	44.321	36 A.CATELIN	19.348	24	12 M.GUEGAN	1'34.511	1:35.046 (23)
25	12 M.GUEGAN	31.320	27 R.PREVOST	44.855	12 M.GUEGAN	19.374	25	27 R.PREVOST	1'34.713	1:35.759 (25)
26	24 S.CANTOUNAT	31.502	73 M.BEGUINOT	44.944	24 S.CANTOUNAT	19.712	26	24 S.CANTOUNAT	1'35.535	1:35.634 (24)
27	86 V.MISSISTRANO	32.363	32 J.DUBOURDIEU	45.208	86 V.MISSISTRANO	20.052	27	73 M.BEGUINOT	1'37.769	1:38.059 (26)
28	8 X.RASCAGNERES	32.537	86 V.MISSISTRANO	45.373	73 M.BEGUINOT	20.115	28	86 V.MISSISTRANO	1'37.788	1:38.432 (27)
29	73 M.BEGUINOT	32.710	8 X.RASCAGNERES	46.424	98 B.CORDERO	20.131	29	8 X.RASCAGNERES	1'39.198	1:39.867 (28)
30	38 J.PIERCE	33.233	98 B.CORDERO	48.007	8 X.RASCAGNERES	20.237	30	38 J.PIERCE	1'43.139	1:44.052 (30)
31	98 B.CORDERO	35.518	38 J.PIERCE	49.658	38 J.PIERCE	20.248	31	98 B.CORDERO	1'43.656	1:43.656 (29)



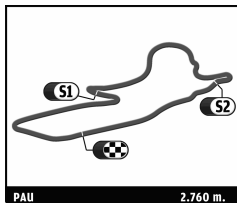
RICHARD MILLE



NISSAN

Le Point

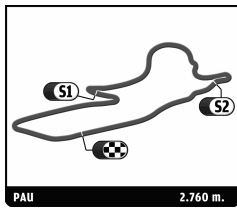




TROPHÉE DES PYRÉNÉES
GRAND PRIX DE PAU HISTORIQUE
 Qualifying Practice

Fastest Lap Sequence

Practice Time	Driver	Team	Car	Class	Time	Kph	Lap
3:22.869	3 PIERRE LOMBARDI		LOLA T540		1:32.800	107.1	2
3:26.284	55 ARNAUD RECHEDE		LOLA T 540		1:32.334	107.6	2
4:52.907	3 PIERRE LOMBARDI		LOLA T540		1:30.038	110.4	3
15:24.553	55 ARNAUD RECHEDE		LOLA T 540		1:28.454	112.3	8
18:21.185	55 ARNAUD RECHEDE		LOLA T 540		1:27.788	113.2	10



TROPHEE DES PYRENEES GRAND PRIX DE PAU HISTORIQUE

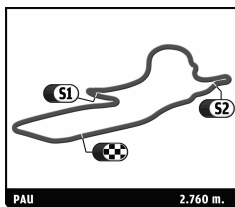
Qualifying Practice

Analysis

Lap	Time	Sector 1	Sector 2	Sector 3	Kph	Elapsed	Lap	Time	Sector 1	Sector 2	Sector 3	Kph	Elapsed
32 JEAN DUBOURDIEU FRA													
ROYALE RP 24													
1	1:58.128	53.797	45.208	19.123	84.1	1:58.128	1	2:00.726	57.187	43.791	19.748	82.3	2:00.726
2	1:51.345	31.920	1:00.601	18.824	89.2	3:49.473	2	1:35.226	31.216	45.000	19.010	104.3	3:35.952
33 OLIVIER RECHEDE FRA													
LOLA T 540 E													
1	1:55.120	50.792	44.702	19.626	86.3	1:55.120	3	1:31.629	30.560	42.176	18.893	108.4	5:07.581
2	1:33.840	31.894	43.179	18.767	105.9	3:28.960	4	2:10.049	31.723	1:06.923	31.403	76.4	7:17.630
36 ADRIEN CATELIN FRA													
VAN DIEMEN RF 80													
1	2:14.781	1:08.435	45.867	20.479	73.7	2:14.781	5	2:41.967	57.409	1:11.346	33.212	61.3	9:59.597
2	1:37.041	32.523	44.566	19.952	102.4	3:51.822	6	2:47.914	55.339	1:18.143	34.432	59.2	12:47.511
38 JULIAN PIERCE GBR													
LOLA T 200													
1	3:04.025	1:51.202	51.368	21.455	54.0	3:04.025	7	1:42.515	41.651	42.046	18.818	96.9	14:30.026
2	1:48.463	35.826	51.100	21.537	91.6	4:52.488	8	1:31.224	30.423	41.837	18.964	108.9	16:01.250
44 JEAN DEVERLY FRA													
VAN DIEMEN RF 80													
1	1:47.955	35.050	49.658	23.247	92.0	21:18.241	9	1:31.246	30.175	42.165	18.906	108.9	17:32.496
2	1:46.785	34.498	50.934	21.353	93.0	23:05.026	10	1:30.460	30.102	41.585	18.773	109.8	19:02.956
52 GERARD DELPRAT FRA													
LOLA T 540													
1	2:28.505	1:21.267	46.959	20.279	66.9	2:28.505	11	1:30.259	30.078	41.442	18.739	110.1	20:33.215
2	1:36.072	32.469	43.967	19.636	103.4	4:04.577	12	1:30.147	30.133	41.168	18.846	110.2	22:03.362
55 ARNAUD RECHEDE FRA													
LOLA T 540													
1	1:53.950	48.804	45.821	19.325	87.2	1:53.950	13	1:35.196	30.199	45.901	19.096	104.4	23:38.558
2	1:32.334	31.717	41.811	18.806	107.6	3:26.284	14	1:32.211	30.581	42.773	18.857	107.8	25:10.769
64 LAURENT COURREGELONGUE FRA													
VAN DIEMEN RF 80													
1	1:59.601	55.689	44.437	19.475	83.1	1:59.601	1	2:28.505	1:21.267	46.959	20.279	66.9	2:28.505
2	1:35.412	31.490	45.261	18.661	104.1	3:35.013	2	1:36.072	32.469	43.967	19.636	103.4	4:04.577

Personal Best Session Best B Crossing the finish line in pit lane



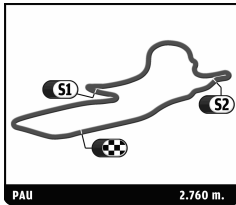


TROPHEE DES PYRENEES GRAND PRIX DE PAU HISTORIQUE Qualifying Practice

Analysis

■ Personal Best ■ Session Best B Crossing the finish line in pit lane

Lap	Time	Sector 1	Sector 2	Sector 3	Kph	Elapsed	Lap	Time	Sector 1	Sector 2	Sector 3	Kph	Elapsed	
82	THIBAUT RICHARD						FRA							
							VAN DIEMEN RF 78							
1	2:29.001	1:22.176	47.184	19.641	66.7	2:29.001								
2	1:36.297	32.826	44.112	19.359	103.2	4:05.298								
3	1:46.107	31.379	47.890	26.838	93.6	5:51.405								
4	2:21.753	45.020	1:07.273	29.460	70.1	8:13.158								
5	2:14.511	43.764	1:03.541	27.206	73.9	10:27.669								
6	2:32.260	46.721	1:11.465	34.074	65.3	12:59.929								
7	1:43.321	39.035	44.855	19.431	96.2	14:43.250								
8	1:35.379	32.448	43.575	19.356	104.2	16:18.629								
9	1:33.326	30.850	43.073	19.403	106.5	17:51.955								
10	1:33.527	31.186	43.026	19.315	106.2	19:25.482								
11	1:33.466	31.030	43.410	19.026	106.3	20:58.948								
12	1:37.414	32.334	45.618	19.462	102.0	22:36.362								
13	1:36.097	31.492	44.940	19.665	103.4	24:12.459								
14	1:34.040	31.405	42.897	19.738	105.7	25:46.499								
86	VINCENT MISSISTRANO						FRA							
							VAN DIEMEN RF 81							
1	2:53.826	1:39.293	51.146	23.387	57.2	2:53.826								
2	1:46.317	38.099	47.304	20.914	93.5	4:40.143								
3	2:07.120	35.109	1:00.915	31.096	78.2	6:47.263								
4	2:21.559	46.810	1:04.329	30.420	70.2	9:08.822								
5	2:21.494	45.387	1:07.152	28.955	70.2	11:30.316								
6	2:05.687	45.734	59.163	20.790	79.1	13:36.003								
7	1:41.472	33.920	47.500	20.052	97.9	15:17.475								
8	1:42.274	33.779	47.259	21.236	97.2	16:59.749								
9	1:40.227	34.226	45.828	20.173	99.1	18:39.976								
10	1:39.178	33.572	45.443	20.163	100.2	20:19.154								
11	1:39.741	33.045	45.373	21.323	99.6	21:58.895								
12	1:42.364	33.125	49.128	20.111	97.1	23:41.259								
13	1:38.432	32.363	45.575	20.494	100.9	25:19.691								
98	BRICE CORDERO						FRA							
							RAY F81							
1	2:38.265	1:26.211	50.953	21.101	62.8	2:38.265								
2	1:43.656	35.518	48.007	20.131	95.9	4:21.921								
121	RAOUL SCULTORE						FRA							
							ALEXIS MK 15 B							
1	2:39.818				62.2	2:39.818								



TROPHEE DES PYRENEES
GRAND PRIX DE PAU HISTORIQUE
 Race 1 (25')

Amended

PAU 2.760 m.

Starting Grid

JOHN DOE	121	- 16 -	77	JEAN DIONISOTTI
1:44.052				1:51.345
JULIAN PIERCE	38	- 15 -	32	JEAN DUBOURDIEU
1:39.867				1:43.656
XAVIER RASCAGNERES	8	- 14 -	98	BRICE CORDERO
1:38.059				1:38.432
DANIEL BEGUINOT	73	- 13 -	86	VINCENT MISSISTRANO
1:35.634				1:35.759
SEBASTIEN CANTOUNAT	24	- 12 -	27	REGIS PREVOST
1:33.971				1:35.046
YANNICK VERHILLE	22	- 11 -	12	MICHEL GUEGAN
1:33.392				1:33.516
ALEXANDRE BEIRÃO	81	- 10 -	70	MICHEL RENAVAND
1:33.174				1:33.326
ADRIEN CATELIN	36	- 9 -	82	THIBAUT RICHARD
1:32.860				1:32.881
BEATRICE CIBIEN	68	- 8 -	52	GERARD DELPRAT
1:31.515				1:31.619
YVES LE ROY	6	- 7 -	14	JEAN CANTOUNAT
1:30.614				1:31.362
THIERRY GALLO	75	- 6 -	4	FRANÇOIS BUGAT
1:30.208				1:30.380
JOSEPH SEIGNALET	31	- 5 -	30	BERNARD RICHARD
1:29.904				1:30.147
XAVIER MICHEL	16	- 4 -	44	JEAN DEVERLY
1:29.101				1:29.428
OLIVIER RECHEDE	33	- 3 -	64	LAURENT COURREGELONGUE
1:28.336				1:28.388
DAVID ZOLLINGER	10	- 2 -	3	PIERRE LOMBARDI
1:27.788				1:28.289
ARNAUD RECHEDE	55	- 1 -	1	ALAIN GIRARDET

Pole



Stewards:

Timekeeper:



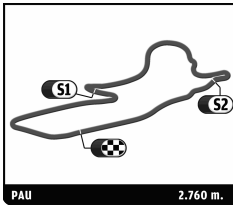
RICHARD MILLE



NISSAN

Le Point





GRAND PRIX DE PAU HISTORIQUE TROPHEE DES PYRENEES

Race 1 (14 laps, 38,6 km. / Max. 25')

Final Classification

Drivers	Nat	Team	Vehicle	Class	Laps	Total Time	Gap	Kph	Best Lap		
									Lap	Time	Kph
1 55 ARNAUD RECHEDE	FRA		LOLA T 540	B	14	20:52.323	-	111.1	7	1:27.722	113.3
2 33 OLIVIER RECHEDE	FRA		LOLA T 540 E	B	14	20:58.208	+5.885	110.6	11	1:28.025	112.9
3 3 PIERRE LOMBARDI	SUI		LOLA T540	B	14	20:58.789	+6.466	110.5	4	1:28.113	112.8
4 10 DAVID ZOLLINGER	FRA		VAN DIEMEN RF 81	B	14	21:29.051	+36.728	107.9	3	1:28.271	112.6
5 64 LAURENT COURREGELONGUE	FRA		VAN DIEMEN RF 80	B	14	21:31.523	+39.200	107.7	9	1:30.528	109.8
6 16 XAVIER MICHEL	FRA		VAN DIEMEN RF 81	B	14	21:34.089	+41.766	107.5	7	1:29.937	110.5
7 31 JOSEPH SEIGNALET	FRA		ROYALE RP 21	B	14	21:34.817	+42.494	107.4	7	1:30.568	109.7
8 44 JEAN DEVERLY	FRA		VAN DIEMEN RF 80	B	14	21:35.734	+43.411	107.4	9	1:30.294	110.0
9 30 BERNARD RICHARD	FRA		VAN DIEMEN RF 78	B	14	21:46.663	+54.340	106.5	9	1:30.826	109.4
10 75 THIERRY GALLO	FRA		MERLYN MK 20 A	A	14	21:47.344	+55.021	106.4	9	1:30.817	109.4
11 1 ALAIN GIRARDET	SUI		LOLA T200	A	14	21:56.046	+1:03.723	105.7	10	1:28.161	112.7
12 70 MICHEL RENAVAND	FRA		VAN DIEMEN RF 81	B	14	22:02.044	+1:09.721	105.2	5	1:32.166	107.8
13 68 BEATRICE CIBIEN	SUI		VAN DIEMEN RF 80	B	14	22:03.383	+1:11.060	105.1	11	1:31.950	108.1
14 14 JEAN CANTOUNAT	FRA		ROYALE RP 16	A	14	22:05.446	+1:13.123	104.9	7	1:31.962	108.0
15 36 ADRIEN CATELIN	FRA		VAN DIEMEN RF 80	B	14	22:05.657	+1:13.334	104.9	13	1:32.368	107.6
16 52 GERARD DELPRAT	FRA		LOLA T 540	B	14	22:06.012	+1:13.689	104.9	13	1:32.204	107.8
17 77 JEAN DIONISOTTI	SUI		VAN DIEMEN VD 79	B	14	22:12.371	+1:20.048	104.4	9	1:31.424	108.7
18 22 YANNICK VERHILLE	FRA		VAN DIEMEN RF 77	B	14	22:20.222	+1:27.899	103.8	7	1:33.166	106.6
19 81 ALEXANDRE BEIRÃO	POR		MERLYN MK 24	A	13	21:00.913	1 Lap	102.4	9	1:34.816	104.8
20 12 MICHEL GUEGAN	FRA		VAN DIEMEN RF 79	B	13	21:09.619	1 Lap	101.7	8	1:34.911	104.7
21 24 SEBASTIEN CANTOUNAT	FRA		ROYALE RP 26	B	13	21:24.656	1 Lap	100.5	9	1:35.422	104.1
22 98 BRICE CORDERO	FRA		VANEY F71	A	13	21:30.687	1 Lap	100.1	9	1:31.601	108.5
23 121 JOHN DOE	FRA		ALEXIS MK 15 B	A	13	21:33.890	1 Lap	99.8	11	1:34.996	104.6
24 8 XAVIER RASCAGNERES	FRA		ROYALE RP 3	A	13	21:45.844	1 Lap	98.9	11	1:35.421	104.1
25 86 VINCENT MISSISTRANO	FRA		VAN DIEMEN RF 81	B	13	22:00.256	1 Lap	97.8	6	1:37.530	101.9
26 82 THIBAUT RICHARD	FRA		VAN DIEMEN RF 78	B	13	22:00.336	1 Lap	97.8	12	1:35.788	103.7
27 73 DANIEL BEGUINOT	FRA		CROSSELE 30 F	B	13	22:02.098	1 Lap	97.7	12	1:37.521	101.9
28 38 JULIAN PIERCE	GBR		LOLA T 200	A	13	22:27.842	1 Lap	95.8	5	1:39.405	100.0

Not classified:

4 FRANÇOIS BUGAT	FRA		ROYALE RP 24	B	11	17:03.190			9	1:30.832	109.4
6 YVES LE ROY	FRA		DULON LD 4	A	8	22:59.931			5	1:32.125	107.9

Not started

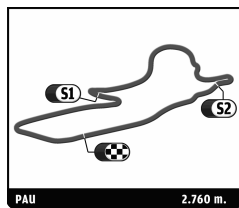
27 REGIS PREVOST	FRA		MC NAMARA FCA Mk3	A							
32 JEAN DUBOURDIEU	FRA		VAN DIEMEN 1981	B							

Pole Position	A. RECHEDE	1:27.788	113.2 Kph
Fastest Lap	Lap 7 ARNAUD RECHEDE	1:27.722	113.3 Kph

Published at:

Track Status: **DRY**

Stewards:	Timekeeper:
------------------	--------------------



TROPHEE DES PYRENEES

GRAND PRIX DE PAU HISTORIQUE

Race 1

Final Classification by Class

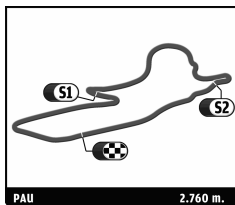
Nr.	Driver	Nat	Team	Car	Laps	Total Time	Gap	Kph	Best Lap		
									Lap	Time	Kph
A											
1	75 THIERRY GALLO	FRA		MERLYN MK 20 A	14	21:47.344		106.4	9	1:30.817	109.4
2	1 ALAIN GIRARDET	SUI		LOLA T200	14	21:56.046	+8.702	105.7	10	1:28.161	112.7
3	14 JEAN CANTOUNAT	FRA		ROYALE RP 16	14	22:05.446	+18.102	104.9	7	1:31.962	108.0
4	81 ALEXANDRE BEIRÃO	POR		MERLYN MK 24	13	21:00.913	1 Laps	102.4	9	1:34.816	104.8
5	98 BRICE CORDERO	FRA		VANEY F71	13	21:30.687	1 Laps	100.1	9	1:31.601	108.5
6	121 JOHN DOE	FRA		ALEXIS MK 15 B	13	21:33.890	1 Laps	99.8	11	1:34.996	104.6
7	8 XAVIER RASCAGNERES	FRA		ROYALE RP 3	13	21:45.844	1 Laps	98.9	11	1:35.421	104.1
8	38 JULIAN PIERCE	GBR		LOLA T 200	13	22:27.842	1 Laps	95.8	5	1:39.405	100.0
Not classified:											
6	YVES LE ROY	FRA		DULON LD 4	8	22:59.931		57.6	5	1:32.125	107.9
Not started											
27	REGIS PREVOST	FRA		MC NAMARA FCA Mk3			14 Laps	0.0			
B											
1	55 ARNAUD RECHEDE	FRA		LOLA T 540	14	20:52.323		111.1	7	1:27.722	113.3
2	33 OLIVIER RECHEDE	FRA		LOLA T 540 E	14	20:58.208	+5.885	110.6	11	1:28.025	112.9
3	3 PIERRE LOMBARDI	SUI		LOLA T540	14	20:58.789	+6.466	110.5	4	1:28.113	112.8
4	10 DAVID ZOLLINGER	FRA		VAN DIEMEN RF 81	14	21:29.051	+36.728	107.9	3	1:28.271	112.6
5	64 LAURENT COURREGELONGUE	FRA		VAN DIEMEN RF 80	14	21:31.523	+39.200	107.7	9	1:30.528	109.8
6	16 XAVIER MICHEL	FRA		VAN DIEMEN RF 81	14	21:34.089	+41.766	107.5	7	1:29.937	110.5
7	31 JOSEPH SEIGNALET	FRA		ROYALE RP 21	14	21:34.817	+42.494	107.4	7	1:30.568	109.7
8	44 JEAN DEVERLY	FRA		VAN DIEMEN RF 80	14	21:35.734	+43.411	107.4	9	1:30.294	110.0
9	30 BERNARD RICHARD	FRA		VAN DIEMEN RF 78	14	21:46.663	+54.340	106.5	9	1:30.826	109.4
10	70 MICHEL RENAVAND	FRA		VAN DIEMEN RF 81	14	22:02.044	+109.721	105.2	5	1:32.166	107.8
11	68 BEATRICE CIBIEN	SUI		VAN DIEMEN RF 80	14	22:03.383	+111.060	105.1	11	1:31.950	108.1
12	36 ADRIEN CATELIN	FRA		VAN DIEMEN RF 80	14	22:05.657	+113.334	104.9	13	1:32.368	107.6
13	52 GERARD DELPRAT	FRA		LOLA T 540	14	22:06.012	+113.689	104.9	13	1:32.204	107.8
14	77 JEAN DIONISOTTI	SUI		VAN DIEMEN VD 79	14	22:12.371	+120.048	104.4	9	1:31.424	108.7
15	22 YANNICK VERHILLE	FRA		VAN DIEMEN RF 77	14	22:20.222	+127.899	103.8	7	1:33.166	106.6
16	12 MICHEL GUEGAN	FRA		VAN DIEMEN RF 79	13	21:09.619	1 Laps	101.7	8	1:34.911	104.7
17	24 SEBASTIEN CANTOUNAT	FRA		ROYALE RP 26	13	21:24.656	1 Laps	100.5	9	1:35.422	104.1
18	86 VINCENT MISSISTRANO	FRA		VAN DIEMEN RF 81	13	22:00.256	1 Laps	97.8	6	1:37.530	101.9
19	82 THIBAUT RICHARD	FRA		VAN DIEMEN RF 78	13	22:00.336	1 Laps	97.8	12	1:35.788	103.7
20	73 DANIEL BEGUINOT	FRA		CROSSLE 30 F	13	22:02.098	1 Laps	97.7	12	1:37.521	101.9
Not classified:											
4	FRANÇOIS BUGAT	FRA		ROYALE RP 24	11	17:03.190		106.8	9	1:30.832	109.4
Not started											
32	JEAN DUBOURDIEU	FRA		VAN DIEMEN 1981			14 Laps	0.0			

Published at:

Track Status: **DRY**

Stewards:	Timekeeper:
-----------	-------------





TROPHEE DES PYRENEES GRAND PRIX DE PAU HISTORIQUE

Race 1

Lap Chart

PAU 2.760 m.

LAP

Nr	Pos	Grid	1	2	3	4	5	6	7	8	9	10	11	12	13	14
55	1	55	1	1	1	1	1	1	1	1	1	1	1	1	1	55
1	2	1	55	55	55	55	55	55	55	55	55	55	55	55	55	33
10	3	10	10	10	10	10	10	3	3	3	3	3	33	33	33	3
3	4	3	33	3	3	3	3	10	33	33	33	33	3	3	3	10
33	5	33	3	33	33	33	33	33	10	10	10	10	10	10	10	64
64	6	64	16	16	16	16	16	16	16	16	16	16	64	64	64	16
16	7	16	64	64	64	64	64	64	64	64	64	44	44	44	44	31
44	8	44	44	44	44	44	44	44	44	44	44	16	16	16	16	44
31	9	31	31	31	31	31	31	31	31	31	31	31	31	31	31	30
30	10	30	4	4	4	4	4	4	75	75	75	75	30	30	30	75
75	11	75	75	75	75	75	75	75	4	4	4	4	4	75	75	1
4	12	4	30	30	30	30	30	30	30	30	30	30	30	70	70	70
6	13	6	52	70	70	70	70	70	70	70	70	70	70	68	68	68
14	14	14	70	6	6	6	6	6	6	14	68	68	68	14	14	14
68	15	68	6	52	52	14	14	14	14	68	14	14	14	36	36	36
52	16	52	14	14	14	52	52	52	68	52	52	52	52	52	52	52
36	17	36	68	68	68	68	68	68	52	36	36	36	36	77	77	77
82	18	82	36	36	36	36	36	36	36	98	98	98	77	22	22	22
81	19	81	81	81	81	81	98	98	98	22	77	77	22	81	81	81
70	20	70	12	22	22	98	81	81	22	77	22	22	81	12	12	12
22	21	22	22	12	98	22	22	22	81	81	81	81	12	24	24	24
12	22	12	82	98	12	77	77	77	77	12	12	12	12	24	98	98
24	23	24	98	24	77	12	12	12	12	24	24	24	98	121	121	121
27	24	27	24	77	24	24	24	24	24	121	121	121	121	8	8	8
73	25	73	86	82	82	82	82	82	82	8	8	8	8	8	86	86
86	26	86	77	86	121	121	121	121	121	82	86	86	86	82	82	82
8	27	8	121	121	8	8	8	8	8	86	82	82	82	73	73	73
98	28	98	8	8	86	86	86	86	86	73	73	73	73	38	38	38
38	29	38	73	73	73	73	73	73	73	38	38	38	38	38	38	38
32	30	32	38	38	38	38	38	38	38	6	6	6	6	6	6	6
121	31	121	121	121	121	121	121	121	121	121	121	121	121	121	121	121
77	32	77	77	77	77	77	77	77	77	77	77	77	77	77	77	77



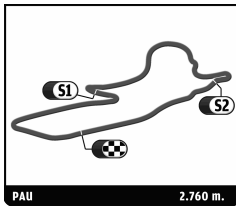
RICHARD MILLE



NISSAN

Le Point





TROPHEE DES PYRENEES

GRAND PRIX DE PAU HISTORIQUE

Race 1

Best Sector Times

SECTOR 1			SECTOR 2			SECTOR 3			Pos	Driver	Ideal Lap	Best Lap
Pos	Driver	Time	Driver	Time	Driver	Time						
1	3 P.LOMBARDI	29.238	55 A.RECHEDE	39.926	55 A.RECHEDE	17.962	1	55 A.RECHEDE	1'27.472	1:27.722	(1)	
2	33 O.RECHEDE	29.432	1 A.GIRARDET	39.974	33 O.RECHEDE	18.156	2	1 A.GIRARDET	1'27.610	1:28.161	(4)	
3	1 A.GIRARDET	29.433	3 P.LOMBARDI	40.202	1 A.GIRARDET	18.203	3	3 P.LOMBARDI	1'27.651	1:28.113	(3)	
4	55 A.RECHEDE	29.584	33 O.RECHEDE	40.241	3 P.LOMBARDI	18.211	4	33 O.RECHEDE	1'27.829	1:28.025	(2)	
5	10 D.ZOLLINGER	29.607	10 D.ZOLLINGER	40.368	10 D.ZOLLINGER	18.296	5	10 D.ZOLLINGER	1'28.271	1:28.271	(5)	
6	4 F.BUGAT	29.819	16 X.MICHEL	41.179	31 J.SEIGNALET	18.454	6	16 X.MICHEL	1'29.610	1:29.937	(6)	
7	16 X.MICHEL	29.828	75 T.GALLO	41.224	64 L.COURREGELONGUE	18.544	7	64 L.COURREGELONGUE	1'29.902	1:30.528	(8)	
8	44 J.DEVERLY	29.862	31 J.SEIGNALET	41.259	16 X.MICHEL	18.603	8	44 J.DEVERLY	1'29.947	1:30.294	(7)	
9	64 L.COURREGELONGUE	30.054	64 L.COURREGELONGUE	41.304	44 J.DEVERLY	18.603	9	31 J.SEIGNALET	1'29.991	1:30.568	(9)	
10	30 B.RICHARD	30.184	44 J.DEVERLY	41.482	30 B.RICHARD	18.611	10	75 T.GALLO	1'30.188	1:30.817	(10)	
11	31 J.SEIGNALET	30.278	36 A.CATELIN	41.585	4 F.BUGAT	18.638	11	30 B.RICHARD	1'30.387	1:30.826	(11)	
12	75 T.GALLO	30.279	30 B.RICHARD	41.592	98 B.CORDERO	18.681	12	4 F.BUGAT	1'30.446	1:30.832	(12)	
13	6 Y.LE ROY	30.393	52 G.DELPRAT	41.821	75 T.GALLO	18.685	13	77 J.DIONISOTTI	1'31.154	1:31.424	(13)	
14	77 J.DIONISOTTI	30.414	98 B.CORDERO	41.869	77 J.DIONISOTTI	18.794	14	68 B.CIBIEN	1'31.305	1:31.950	(15)	
15	68 B.CIBIEN	30.510	68 B.CIBIEN	41.895	22 Y.VERHILLE	18.841	15	98 B.CORDERO	1'31.536	1:31.601	(14)	
16	14 J.CANTOUNAT	30.681	14 J.CANTOUNAT	41.896	6 Y.LE ROY	18.847	16	14 J.CANTOUNAT	1'31.615	1:31.962	(16)	
17	70 M.RENAVAND	30.881	77 J.DIONISOTTI	41.946	68 B.CIBIEN	18.900	17	36 A.CATELIN	1'31.641	1:32.368	(20)	
18	22 Y.VERHILLE	30.928	4 F.BUGAT	41.989	70 M.RENAVAND	19.011	18	52 G.DELPRAT	1'31.763	1:32.204	(19)	
19	52 G.DELPRAT	30.928	70 M.RENAVAND	42.268	52 G.DELPRAT	19.014	19	6 Y.LE ROY	1'31.980	1:32.125	(17)	
20	36 A.CATELIN	30.955	22 Y.VERHILLE	42.677	14 J.CANTOUNAT	19.038	20	70 M.RENAVAND	1'32.160	1:32.166	(18)	
21	98 B.CORDERO	30.986	6 Y.LE ROY	42.740	36 A.CATELIN	19.101	21	22 Y.VERHILLE	1'32.446	1:33.166	(21)	
22	81 A.BEIRÃO	31.251	121 J.DOE	43.183	12 M.GUEGAN	19.107	22	81 A.BEIRÃO	1'34.000	1:34.816	(22)	
23	24 S.CANTOUNAT	31.380	81 A.BEIRÃO	43.457	81 A.BEIRÃO	19.292	23	121 J.DOE	1'34.371	1:34.996	(24)	
24	8 X.RASCAGNERES	31.406	12 M.GUEGAN	43.805	8 X.RASCAGNERES	19.392	24	12 M.GUEGAN	1'34.534	1:34.911	(23)	
25	12 M.GUEGAN	31.622	24 S.CANTOUNAT	43.838	121 J.DOE	19.471	25	8 X.RASCAGNERES	1'35.092	1:35.421	(25)	
26	121 J.DOE	31.717	8 X.RASCAGNERES	44.294	82 T.RICHARD	19.521	26	24 S.CANTOUNAT	1'35.118	1:35.422	(26)	
27	82 T.RICHARD	31.719	73 D.BEGUINOT	44.297	86 V.MISSISTRANO	19.886	27	82 T.RICHARD	1'35.753	1:35.788	(27)	
28	38 J.PIERCE	32.097	82 T.RICHARD	44.513	24 S.CANTOUNAT	19.900	28	73 D.BEGUINOT	1'36.713	1:37.521	(28)	
29	86 V.MISSISTRANO	32.327	86 V.MISSISTRANO	45.177	73 D.BEGUINOT	19.992	29	86 V.MISSISTRANO	1'37.390	1:37.530	(29)	
30	73 D.BEGUINOT	32.424	38 J.PIERCE	46.373	38 J.PIERCE	20.034	30	38 J.PIERCE	1'38.504	1:39.405	(30)	



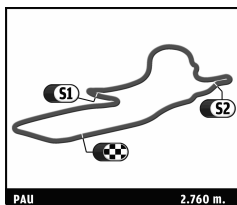
RICHARD MILLE



NISSAN

Le Point

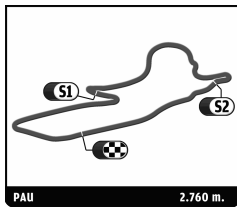




TROPHEE DES PYRENEES
GRAND PRIX DE PAU HISTORIQUE
 Race 1

Fastest Lap Sequence

Practice Time	Driver	Team	Car	Class	Time	Kph	Lap
3:05.260	1 ALAIN GIRARDET		LOLA T200	A	1:29.058	111.6	2
4:33.981	1 ALAIN GIRARDET		LOLA T200	A	1:28.721	112.0	3
4:36.400	10 DAVID ZOLLINGER		VAN DIEMEN RF 81	B	1:28.271	112.6	3
6:07.195	3 PIERRE LOMBARDI		LOLA T540	B	1:28.113	112.8	4
9:00.855	55 ARNAUD RECHEDE		LOLA T 540	B	1:27.888	113.1	6
10:28.577	55 ARNAUD RECHEDE		LOLA T 540	B	1:27.722	113.3	7



TROPHEE DES PYRENEES GRAND PRIX DE PAU HISTORIQUE

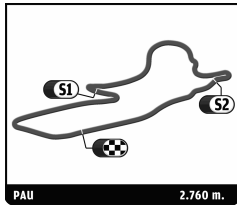
Race 1

Analysis

Lap	Time	Sector 1	Sector 2	Sector 3	Kph	Elapsed	Lap	Time	Sector 1	Sector 2	Sector 3	Kph	Elapsed
1 ALAIN GIRARDET SUI LOLA T200							6	1:32.672	30.393	43.302	18.977	107.2	9:32.353
1	1:36.202	36.142	41.243	18.817	103.3	1:36.202	7	1:32.951	30.877	42.963	19.111	106.9	11:05.304
2	1:29.058	29.947	40.582	18.529	111.6	3:05.260	8	1:54.627 B				13.9	22:59.931
3	1:28.721	29.792	40.345	18.584	112.0	4:33.981	8 XAVIER RASCAGNERES FRA ROYALE RP 3						
4	1:28.449	29.530	40.418	18.501	112.3	6:02.430	1	2:00.813	50.975	49.391	20.447	82.2	2:00.813
5	1:28.587	29.695	40.538	18.354	112.2	7:31.017	2	1:42.016	34.880	47.144	19.992	97.4	3:42.829
6	1:28.173	29.698	40.035	18.440	112.7	8:59.190	3	1:40.168	33.791	46.664	19.713	99.2	5:22.997
7	1:28.214	29.541	39.974	18.699	112.6	10:27.404	4	1:39.503	32.919	46.394	20.190	99.9	7:02.500
8	1:30.204	29.433	41.086	19.685	110.2	11:57.608	5	1:38.705	32.648	46.150	19.907	100.7	8:41.205
9	1:29.578	29.867	41.390	18.321	110.9	13:27.186	6	1:37.415	31.841	45.858	19.716	102.0	10:18.620
10	1:28.161	29.708	40.250	18.203	112.7	14:55.347	7	1:39.387	31.829	46.851	20.707	100.0	11:58.007
11	1:28.513	29.709	40.440	18.364	112.3	16:23.860	8	1:38.914	32.325	46.532	20.057	100.5	13:36.921
12	1:29.906	30.052	41.607	18.247	110.5	17:53.766	9	1:35.849	31.406	45.051	19.392	103.7	15:12.770
13	1:29.099	30.331	40.535	18.233	111.5	19:22.865	10	1:35.777	31.486	44.821	19.470	103.7	16:48.547
14	2:33.181	29.878	1:44.447	18.856	64.9	21:56.046	11	1:35.421	31.689	44.294	19.438	104.1	18:23.968
3 PIERRE LOMBARDI SUI LOLA T540							12	1:38.740	32.239	46.846	19.655	100.6	20:02.708
1	1:39.492	38.075	42.704	18.713	99.9	1:39.492	13	1:43.136	32.133	50.870	20.133	96.3	21:45.844
2	1:30.082	29.771	41.781	18.530	110.3	3:09.574	10 DAVID ZOLLINGER FRA VAN DIEMEN RF 81						
3	1:29.508	29.470	41.530	18.508	111.0	4:39.082	1	1:38.022	37.072	41.679	19.271	101.4	1:38.022
4	1:28.113	29.238	40.664	18.211	112.8	6:07.195	2	1:30.107	30.788	40.855	18.464	110.3	3:08.129
5	1:28.345	29.394	40.603	18.348	112.5	7:35.540	3	1:28.271	29.607	40.368	18.296	112.6	4:36.400
6	1:28.480	29.495	40.647	18.338	112.3	9:04.020	4	1:29.515	29.717	40.808	18.990	111.0	6:05.915
7	1:29.207	30.334	40.202	18.671	111.4	10:33.227	5	1:29.284	29.944	40.690	18.650	111.3	7:35.199
8	1:28.634			18.442	112.1	12:01.861	6	1:29.938	30.779	40.678	18.481	110.5	9:05.137
9	1:30.268			18.493	110.1	13:32.129	7	1:31.461	30.577	41.702	19.182	108.6	10:36.598
10	1:28.888			18.332	111.8	15:01.017	8	1:31.412	30.224	42.004	19.184	108.7	12:08.010
11	1:28.953	30.082	40.652	18.219	111.7	16:29.970	9	1:30.969	29.917	42.038	19.014	109.2	13:38.979
12	1:29.462			18.522	111.1	17:59.432	10	1:32.193	30.439	42.185	19.569	107.8	15:11.172
13	1:29.622	30.559	40.572	18.491	110.9	19:29.054	11	1:31.621	30.964	41.864	18.793	108.4	16:42.793
14	1:29.735	29.969	41.349	18.417	110.7	20:58.789	12	1:31.635	31.338	41.510	18.787	108.4	18:14.428
4 FRANÇOIS BUGAT FRA ROYALE RP 24							13	1:36.800	32.039	44.665	20.096	102.6	19:51.228
1	1:44.531	41.081	44.149	19.301	95.1	1:44.531	14	1:37.823	33.215	44.885	19.723	101.6	21:29.051
2	1:32.350	30.460	43.024	18.866	107.6	3:16.881	12 MICHEL GUEGAN FRA VAN DIEMEN RF 79						
3	1:32.792	31.202	42.672	18.918	107.1	4:49.673	1	1:52.553	45.963	46.772	19.818	88.3	1:52.553
4	1:31.638	30.205	42.415	19.018	108.4	6:21.311	2	1:37.387	32.584	44.999	19.804	102.0	3:29.940
5	1:31.452	30.274	42.118	19.060	108.6	7:52.763	3	1:38.213	32.552	45.980	19.681	101.2	5:08.153
6	1:31.194	30.150	42.181	18.863	109.0	9:23.957	4	1:38.601	32.516	45.553	20.532	100.8	6:46.754
7	1:33.031	30.039	43.289	19.703	106.8	10:56.988	5	1:36.291	32.224	44.550	19.517	103.2	8:23.045
8	1:32.455	31.149	42.449	18.857	107.5	12:29.443	6	1:36.205	31.845	44.724	19.636	103.3	9:59.250
9	1:30.832	30.120	41.989	18.723	109.4	14:00.275	7	1:35.365	31.814	44.123	19.428	104.2	11:34.615
10	1:31.894	30.088	42.983	18.823	108.1	15:32.169	8	1:34.911	31.752	43.805	19.354	104.7	13:09.526
11	1:31.021	29.819	42.564	18.638	109.2	17:03.190	9	1:35.167	31.657	44.131	19.379	104.4	14:44.693
6 YVES LE ROY FRA DULON LD 4							10	1:34.936	31.622	43.917	19.397	104.7	16:19.629
1	1:47.314	43.394	44.832	19.088	92.6	1:47.314	11	1:36.025	32.427	44.491	19.107	103.5	17:55.654
2	1:33.371	31.363	43.121	18.887	106.4	3:20.685	12	1:36.844	32.586	44.875	19.383	102.6	19:32.498
3	1:33.477	31.494	43.119	18.864	106.3	4:54.162	13	1:37.121	32.031	45.708	19.382	102.3	21:09.619
4	1:33.394	30.966	43.393	19.035	106.4	6:27.556	14 JEAN CANTOUNAT FRA ROYALE RP 16						
5	1:32.125	30.538	42.740	18.847	107.9	7:59.681	1	1:48.585	43.868	45.097	19.620	91.5	1:48.585

Personal Best Session Best B Crossing the finish line in pit lane





TROPHEE DES PYRENEES GRAND PRIX DE PAU HISTORIQUE

Race 1

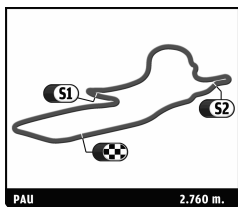
Analysis

							■ Personal Best ■ Session Best ■ Crossing the finish line in pit lane						
Lap	Time	Sector 1	Sector 2	Sector 3	Kph	Elapsed	Lap	Time	Sector 1	Sector 2	Sector 3	Kph	Elapsed
16 XAVIER MICHEL FRA													
VAN DIEMEN RF 81													
1	1:40.103	38.672	42.645	18.786	99.3	1:40.103	7	1:35.845	31.380	44.383	20.082	103.7	11:38.087
2	1:31.750	30.661	42.180	18.909	108.3	3:11.853	8	1:36.439	31.936	44.381	20.122	103.0	13:14.526
3	1:30.813	29.908	41.627	19.278	109.4	4:42.666	9	1:35.422	31.433	43.860	20.129	104.1	14:49.948
4	1:30.261	29.941	41.697	18.623	110.1	6:12.927	10	1:37.818	31.700	46.097	20.021	101.6	16:27.766
5	1:30.105	30.016	41.179	18.910	110.3	7:43.032	11	1:37.708	33.503	44.262	19.943	101.7	18:05.474
6	1:30.142	29.828	41.196	19.118	110.2	9:13.174	12	1:36.790	32.697	44.161	19.932	102.7	19:42.264
7	1:29.937	29.880	41.212	18.845	110.5	10:43.111	13	1:42.392	32.416	49.957	20.019	97.0	21:24.656
8	1:32.732	29.847	43.836	19.049	107.1	12:15.843							
9	1:31.562	30.488	42.304	18.770	108.5	13:47.405							
10	1:38.649	29.988	49.193	19.468	100.7	15:26.054							
11	1:31.918	30.935	41.800	19.183	108.1	16:57.972							
12	1:31.429	31.045	41.581	18.803	108.7	18:29.401							
13	1:30.957	30.001	42.353	18.603	109.2	20:00.358							
14	1:33.731	30.642	44.269	18.820	106.0	21:34.089							
30 BERNARD RICHARD FRA													
VAN DIEMEN RF 78													
1	1:45.711	41.941	44.144	19.626	94.0	1:45.711	7	1:32.271	30.865	42.116	19.290	107.7	10:58.623
2	1:32.395	30.934	42.225	19.236	107.5	3:18.106	8	1:31.409	30.184	42.364	18.861	108.7	12:30.032
3	1:32.718	31.065	42.624	19.029	107.2	4:50.824	9	1:30.826	30.407	41.592	18.827	109.4	14:00.858
4	1:31.581	30.671	41.963	18.947	108.5	6:22.405	10	1:31.538	30.937	41.930	18.671	108.5	15:32.396
5	1:31.957	30.879	41.793	19.285	108.1	7:54.362	11	1:31.438	30.444	42.383	18.611	108.7	17:03.834
6	1:31.990	30.870	41.903	19.217	108.0	9:26.352	12	1:32.969	30.797	43.247	18.925	106.9	18:36.803
7	1:32.271	30.865	42.116	19.290	107.7	10:58.623	13	1:33.326	31.499	42.191	19.636	106.5	20:10.129
8	1:31.409	30.184	42.364	18.861	108.7	12:30.032	14	1:36.534	31.631	45.840	19.063	102.9	21:46.663
9	1:30.826	30.407	41.592	18.827	109.4	14:00.858							
10	1:31.538	30.937	41.930	18.671	108.5	15:32.396							
11	1:31.438	30.444	42.383	18.611	108.7	17:03.834							
12	1:32.969	30.797	43.247	18.925	106.9	18:36.803							
13	1:33.326	31.499	42.191	19.636	106.5	20:10.129							
14	1:36.534	31.631	45.840	19.063	102.9	21:46.663							
31 JOSEPH SEIGNALET FRA													
ROYALE RP 21													
1	1:43.380	40.439	44.071	18.870	96.1	1:43.380	7	1:30.568	30.584	41.259	18.725	109.7	10:52.931
2	1:33.256	31.162	43.241	18.853	106.5	3:16.636	8	1:30.816	30.278	41.595	18.943	109.4	12:23.747
3	1:32.212	31.136	42.236	18.840	107.8	4:48.848	9	1:31.151	30.402	41.994	18.755	109.0	13:54.898
4	1:31.611	30.622	42.166	18.823	108.5	6:20.459	10	1:31.316	30.396	41.912	19.008	108.8	15:26.214
5	1:30.999	30.664	41.678	18.657	109.2	7:51.458	11	1:31.869	31.464	41.514	18.891	108.2	16:58.083
6	1:30.905	30.588	41.615	18.702	109.3	9:22.363	12	1:31.778	31.272	42.052	18.454	108.3	18:29.861
7	1:30.568	30.584	41.259	18.725	109.7	10:52.931	13	1:31.379	30.467	42.260	18.652	108.7	20:01.240
8	1:30.816	30.278	41.595	18.943	109.4	12:23.747	14	1:33.577	30.534	44.141	18.902	106.2	21:34.817
9	1:31.151	30.402	41.994	18.755	109.0	13:54.898							
10	1:31.316	30.396	41.912	19.008	108.8	15:26.214							
11	1:31.869	31.464	41.514	18.891	108.2	16:58.083							
12	1:31.778	31.272	42.052	18.454	108.3	18:29.861							
13	1:31.379	30.467	42.260	18.652	108.7	20:01.240							
14	1:33.577	30.534	44.141	18.902	106.2	21:34.817							
33 OLIVIER RECHEDE FRA													
LOLA T 540 E													
1	1:38.176	37.612	42.017	18.547	101.2	1:38.176	7	1:28.266	29.614	40.354	18.298	112.6	10:33.545
2	1:32.290	31.443	42.129	18.718	107.7	3:10.466	8	1:28.448	29.489	40.682	18.277	112.3	12:01.993
3	1:29.133	29.929	40.821	18.383	111.5	4:39.599	9	1:30.304	30.120	41.797	18.387	110.0	13:32.297
4	1:28.385	29.432	40.689	18.264	112.4	6:07.984	10	1:28.896	29.875	40.772	18.249	111.8	15:01.193
5	1:28.552	29.757	40.497	18.298	112.2	7:36.536	11	1:28.025	29.534	40.241	18.250	112.9	16:29.218
6	1:28.743	29.902	40.685	18.156	112.0	9:05.279	12	1:28.440	29.772	40.336	18.332	112.3	17:57.658
7	1:28.266	29.614	40.354	18.298	112.6	10:33.545							
8	1:28.448	29.489	40.682	18.277	112.3	12:01.993							
9	1:30.304	30.120	41.797	18.387	110.0	13:32.297							
10	1:28.896	29.875	40.772	18.249	111.8	15:01.193							
11	1:28.025	29.534	40.241	18.250	112.9	16:29.218							
12	1:28.440	29.772	40.336	18.332	112.3	17:57.658							
24 SEBASTIEN CANTOUNAT FRA													
ROYALE RP 26													
1	1:55.969	48.136	47.891	19.942	85.7	1:55.969							
2	1:38.475	32.471	45.946	20.058	100.9	3:34.444							
3	1:38.299	32.187	45.855	20.257	101.1	5:12.743							
4	1:36.905	31.885	44.858	20.162	102.5	6:49.648							
5	1:36.909	32.350	44.552	20.007	102.5	8:26.557							
6	1:35.685	31.947	43.838	19.900	103.8	10:02.242							



RICHARD MILLE





TROPHEE DES PYRENEES GRAND PRIX DE PAU HISTORIQUE

Race 1

Analysis

■ Personal Best ■ Session Best B Crossing the finish line in pit lane

Lap	Time	Sector 1	Sector 2	Sector 3	Kph	Elapsed	Lap	Time	Sector 1	Sector 2	Sector 3	Kph	Elapsed
13	1:29.602	30.647	40.593	18.362	110.9	19:27.260	2	1:34.952	32.343	43.349	19.260	104.6	3:21.848
14	1:30.948	29.942	42.069	18.937	109.2	20:58.208	3	1:33.309	30.954	43.027	19.328	106.5	4:55.157

36 ADRIEN CATELIN FRA						
VAN DIEMEN RF 80						
1	1:50.806	44.913	45.788	20.105	89.7	1:50.806
2	1:35.201	31.763	43.848	19.590	104.4	3:26.007
3	1:33.420	31.103	43.030	19.287	106.4	4:59.427
4	1:32.932	31.003	42.766	19.163	106.9	6:32.359
5	1:32.612	30.977	42.332	19.303	107.3	8:04.971
6	1:33.500	31.505	42.473	19.522	106.3	9:38.471
7	1:32.885	31.314	42.229	19.342	107.0	11:11.356
8	1:34.279	31.474	43.371	19.434	105.4	12:45.635
9	1:32.549	30.955	42.493	19.101	107.4	14:18.184
10	1:33.498	31.789	42.519	19.190	106.3	15:51.682
11	1:33.425	31.809	42.403	19.213	106.4	17:25.107
12	1:34.080	32.317	42.633	19.130	105.6	18:59.187
13	1:32.368	31.264	41.585	19.519	107.6	20:31.555
14	1:34.102	31.278	43.264	19.560	105.6	22:05.657

38 JULIAN PIERCE GBR						
LOLA T 200						
1	2:02.826	51.897	50.484	20.445	80.9	2:02.826
2	1:41.456	34.158	47.260	20.038	97.9	3:44.282
3	1:42.063	34.287	47.742	20.034	97.4	5:26.345
4	1:40.561	32.887	47.467	20.207	98.8	7:06.906
5	1:39.405	32.097	46.607	20.701	100.0	8:46.311
6	1:42.070	32.780	48.061	21.229	97.3	10:28.381
7	1:44.459	33.721	49.713	21.025	95.1	12:12.840
8	1:44.408	33.477	49.867	21.064	95.2	13:57.248
9	1:42.609	34.660	47.521	20.428	96.8	15:39.857
10	1:41.539	32.920	47.317	21.302	97.9	17:21.396
11	1:44.823	34.555	49.613	20.655	94.8	19:06.219
12	1:39.925	33.135	46.373	20.417	99.4	20:46.144
13	1:41.698	33.283	47.447	20.968	97.7	22:27.842

44 JEAN DEVERLY FRA						
VAN DIEMEN RF 80						
1	1:41.509	39.636	43.108	18.765	97.9	1:41.509
2	1:32.106	30.592	42.639	18.875	107.9	3:13.615
3	1:31.006	30.193	42.015	18.798	109.2	4:44.621
4	1:30.376	30.215	41.549	18.612	109.9	6:14.997
5	1:31.200	30.313	42.202	18.685	108.9	7:46.197
6	1:31.016	29.862	42.373	18.781	109.2	9:17.213
7	1:31.003	30.017	42.254	18.732	109.2	10:48.216
8	1:31.988	30.465	42.511	19.012	108.0	12:20.204
9	1:30.294	30.209	41.482	18.603	110.0	13:50.498
10	1:33.062	30.266	43.419	19.377	106.8	15:23.560
11	1:31.107	30.299	42.181	18.627	109.1	16:54.667
12	1:31.389	30.709	41.854	18.826	108.7	18:26.056
13	1:33.915	30.749	44.287	18.879	105.8	19:59.971
14	1:35.763	31.436	45.547	18.780	103.8	21:35.734

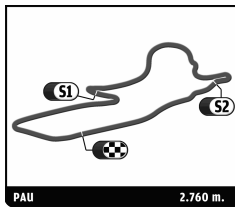
52 GERARD DELPRAT FRA						
LOLA T 540						
1	1:46.896	42.476	44.755	19.665	93.0	1:46.896

55 ARNAUD RECHEDE FRA						
LOLA T 540						
1	1:36.728	36.514	41.635	18.579	102.7	1:36.728
2	1:29.707	30.266	40.865	18.576	110.8	3:06.435
3	1:29.013	29.939	40.727	18.347	111.6	4:35.448
4	1:28.884	30.167	40.348	18.369	111.8	6:04.332
5	1:28.635	29.858	40.458	18.319	112.1	7:32.967
6	1:27.888	29.584	39.963	18.341	113.1	9:00.855
7	1:27.722	29.597	39.926	18.199	113.3	10:28.577
8	1:30.243	29.936	41.045	19.262	110.1	11:58.820
9	1:28.852	30.297	40.384	18.171	111.8	13:27.672
10	1:28.306	29.627	40.383	18.296	112.5	14:55.978
11	1:27.999	29.663	40.303	18.033	112.9	16:23.977
12	1:30.060	30.258	41.701	18.101	110.3	17:54.037
13	1:28.943	30.323	40.658	17.962	111.7	19:22.980
14	1:29.343	30.103	40.948	18.292	111.2	20:52.323

64 LAURENT COURREGELONGUE FRA						
VAN DIEMEN RF 80						
1	1:40.365	39.071	42.589	18.705	99.0	1:40.365
2	1:31.685	30.892	41.938	18.855	108.4	3:12.050
3	1:30.798	30.339	41.628	18.831	109.4	4:42.848
4	1:30.583	30.224	41.489	18.870	109.7	6:13.431
5	1:30.659	30.114	41.922	18.623	109.6	7:44.090
6	1:31.305	30.115	42.204	18.986	108.8	9:15.395
7	1:31.451	30.285	42.022	19.144	108.6	10:46.846
8	1:31.110	30.289	41.927	18.894	109.1	12:17.956
9	1:30.528	30.123	41.775	18.630	109.8	13:48.484
10	1:33.984	30.054	43.899	20.031	105.7	15:22.468
11	1:31.095	30.321	42.216	18.558	109.1	16:53.563
12	1:31.069	30.358	42.167	18.544	109.1	18:24.632
13	1:30.701	30.763	41.304	18.634	109.5	19:55.333
14	1:36.190	30.555	46.004	19.631	103.3	21:31.523

68 BEATRICE CIBIEN SUI						
VAN DIEMEN RF 80						
1	1:50.399	44.332	45.952	20.115	90.0	1:50.399
2	1:35.138	31.617	44.062	19.459	104.4	3:25.537
3	1:33.467	30.860	43.308	19.299	106.3	4:59.004
4	1:32.912	30.518	43.187	19.207	106.9	6:31.916
5	1:32.142	30.519	42.676	18.947	107.8	8:04.058
6	1:32.612	30.510	43.002	19.100	107.3	9:36.670





TROPHEE DES PYRENEES

GRAND PRIX DE PAU HISTORIQUE

Race 1

Analysis

■ Personal Best ■ Session Best B Crossing the finish line in pit lane

Lap	Time	Sector 1	Sector 2	Sector 3	Kph	Elapsed	Lap	Time	Sector 1	Sector 2	Sector 3	Kph	Elapsed
3	1:42.580	35.497	46.765	20.318	96.9	5:24.651							
4	1:39.165	33.038	46.115	20.012	100.2	7:03.816							
5	1:38.344	32.586	45.831	19.927	101.0	8:42.160							
6	1:37.530	32.327	45.177	20.026	101.9	10:19.690							
7	1:40.149	32.375	46.794	20.980	99.2	11:59.839							
8	1:39.692	33.370	46.322	20.000	99.7	13:39.531							
9	1:38.785	32.799	46.100	19.886	100.6	15:18.316							
10	1:40.346	32.694	46.884	20.768	99.0	16:58.662							
11	1:40.640	33.309	46.828	20.503	98.7	18:39.302							
12	1:40.656	33.629	45.861	21.166	98.7	20:19.958							
13	1:40.298	32.562	47.342	20.394	99.1	22:00.256							

98 BRICE CORDERO FRA

VANNEY F71

1	1:54.739	47.370	47.891	19.478	86.6	1:54.739
2	1:36.236	31.743	45.398	19.095	103.2	3:30.975
3	1:34.217	31.800	43.532	18.885	105.5	5:05.192
4	1:33.581	31.175	43.389	19.017	106.2	6:38.773
5	1:33.645	30.986	43.476	19.183	106.1	8:12.418
6	1:33.272	31.663	42.644	18.965	106.5	9:45.690
7	1:32.511	31.296	42.478	18.737	107.4	11:18.201
8	1:33.357	31.721	42.792	18.844	106.4	12:51.558
9	1:31.601	31.051	41.869	18.681	108.5	14:23.159
10	1:32.554	31.260	42.294	19.000	107.4	15:55.713
11	2:23.128	1:18.708	44.872	19.548	69.4	18:18.841
12	1:33.483	32.088	42.637	18.758	106.3	19:52.324
13	1:38.363	32.566	45.895	19.902	101.0	21:30.687

121 JOHN DOE FRA

ALEXIS MK 15 B

1	2:00.472	49.606	49.970	20.896	82.5	2:00.472
2	1:41.755	34.874	46.830	20.051	97.6	3:42.227
3	1:39.391	34.053	45.213	20.125	100.0	5:21.618
4	1:38.701	33.142	45.549	20.010	100.7	7:00.319
5	1:39.349	32.653	46.658	20.038	100.0	8:39.668
6	1:37.836	32.718	45.084	20.034	101.6	10:17.504
7	1:38.786	32.252	46.207	20.327	100.6	11:56.290
8	1:38.666	33.386	45.321	19.959	100.7	13:34.956
9	1:36.249	31.803	44.487	19.959	103.2	15:11.205
10	1:35.512	32.524	43.423	19.565	104.0	16:46.717
11	1:34.996	32.342	43.183	19.471	104.6	18:21.713
12	1:35.785	31.717	44.283	19.785	103.7	19:57.498
13	1:36.392	31.908	44.989	19.495	103.1	21:33.890



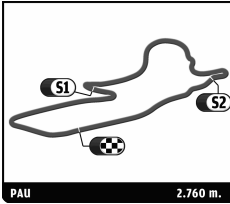
RICHARD MILLE



NISSAN

Le Point





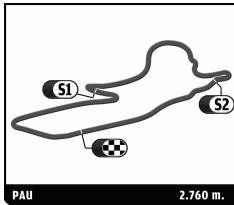
TROPHEE DES PYRENEES GRAND PRIX DE PAU HISTORIQUE

Race 1

Analysis by lap

Lapped

Nr	Lap Time	Gap	Nr	Lap Time	Gap	Nr	Lap Time	Gap	Nr	Lap Time	Gap	Nr	Lap Time	Gap			
Lap 10																	
1	1:28.161		22	1:34.866	1'13.891	36	1:32.368	1'08.690	52	1:32.204	1'09.423	77	1:32.323	1'15.480			
55	1:28.306	0.631	81	1:35.945	1'21.282												
3	1:28.888	5.670	Lap 12														
33	1:28.896	5.846	1	1:29.906		38	1:39.925	1 Lap	22	1:34.191	1'23.736						
10	1:32.193	15.825	55	1:30.060	0.271				Lap 14								
121	1:36.249	1 Lap	12	1:36.025	1 Lap				55	1:29.343							
8	1:35.849	1 Lap	33	1:28.440	3.892				33	1:30.948	5.885						
86	1:38.785	1 Lap	3	1:29.462	5.666				3	1:29.735	6.466						
64	1:33.984	27.121	24	1:37.708	1 Lap				81	1:39.709	1 Lap						
44	1:33.062	28.213	10	1:31.635	20.662				12	1:37.121	1 Lap						
82	1:45.709	1 Lap	98	2:23.128	1 Lap				24	1:42.392	1 Lap						
73	1:43.472	1 Lap	121	1:34.996	1 Lap				10	1:37.823	36.728						
16	1:38.649	30.707	8	1:35.421	1 Lap				98	1:38.363	1 Lap						
31	1:31.316	30.867	64	1:31.069	30.866				64	1:36.190	39.200						
75	1:31.099	34.641	44	1:31.389	32.290				121	1:36.392	1 Lap						
4	1:31.894	36.822	16	1:31.429	35.635				16	1:33.731	41.766						
30	1:31.538	37.049	31	1:31.778	36.095				31	1:33.577	42.494						
38	1:42.609	1 Lap	30	1:32.969	43.037				44	1:35.763	43.411						
70	1:32.928	50.519	86	1:40.640	1 Lap				8	1:43.136	1 Lap						
68	1:33.134	54.899	75	1:37.560	46.240				30	1:36.534	54.340						
14	1:34.186	55.958	82	1:38.107	1 Lap				75	1:35.294	55.021						
52	1:33.594	56.054	73	1:38.318	1 Lap				1	2:33.181	1'03.723						
36	1:33.498	56.335	70	1:34.959	1'01.972				86	1:40.298	1 Lap						
98	1:32.554	1'00.366	68	1:34.166	1'02.596				82	1:39.842	1 Lap						
77	1:31.928	1'05.498	14	1:34.293	1'04.590				70	1:33.524	1'09.721						
22	1:33.303	1'07.538	36	1:34.080	1'05.421				73	1:38.557	1 Lap						
81	1:35.657	1'13.850	52	1:35.407	1'06.318				68	1:34.183	1'11.060						
12	1:34.936	1'24.282	77	1:32.245	1'12.256				14	1:34.048	1'13.123						
Lap 11																	
1	1:28.513		38	1:44.823	1 Lap				36	1:34.102	1'13.334						
55	1:27.999	0.117	22	1:34.659	1'18.644				52	1:33.724	1'13.689						
24	1:37.818	1 Lap	81	1:36.062	1'27.438				77	1:34.026	1'20.048						
33	1:28.025	5.358	Lap 13														
3	1:28.953	6.110	1	1:29.099					22	1:33.621	1'27.899						
10	1:31.621	18.933	55	1:28.943	0.115				38	1:41.698	1 Lap						
121	1:35.512	1 Lap	33	1:29.602	4.395				6	11:54.627	6 Laps						
8	1:35.777	1 Lap	3	1:29.622	6.189												
64	1:31.095	29.703	12	1:36.844	1 Lap												
44	1:31.107	30.807	24	1:36.790	1 Lap												
16	1:31.918	34.112	10	1:36.800	28.363												
31	1:31.869	34.223	98	1:33.483	1 Lap												
86	1:40.346	1 Lap	64	1:30.701	32.468												
75	1:32.458	38.586	121	1:35.785	1 Lap												
4	1:31.021	39.330	44	1:33.915	37.106												
30	1:31.438	39.974	16	1:30.957	37.493												
82	1:42.887	1 Lap	31	1:31.379	38.375												
73	1:43.451	1 Lap	8	1:38.740	1 Lap												
70	1:34.913	56.919	30	1:33.326	47.264												
38	1:41.539	1 Lap	75	1:32.044	49.185												
68	1:31.950	58.336	86	1:40.656	1 Lap												
14	1:32.758	1'00.203	82	1:35.788	1 Lap												
52	1:33.276	1'00.817	73	1:37.521	1 Lap												
36	1:33.425	1'01.247	70	1:32.782	1'05.655												
77	1:32.932	1'09.917	68	1:32.838	1'06.335												
			14	1:33.042	1'08.533												



TROPHEE DES PYRENEES
GRAND PRIX DE PAU HISTORIQUE
 Race 2 (25')

Starting Grid

REGIS PREVOST	27	- 16 -	32	JEAN DUBOURDIEU
FRANÇOIS BUGAT	4	- 15 -	6	YVES LE ROY
DANIEL BEGUINOT	73	- 14 -	38	JULIAN PIERCE
VINCENT MISSISTRANO	86	- 13 -	82	THIBAUT RICHARD
JOHN DOE	121	- 12 -	8	XAVIER RASCAGNERES
SEBASTIEN CANTOUNAT	24	- 11 -	98	BRICE CORDERO
ALEXANDRE BEIRÃO	81	- 10 -	12	MICHEL GUEGAN
JEAN DIONISOTTI	77	- 9 -	22	YANNICK VERHILLE
ADRIEN CATELIN	36	- 8 -	52	GERARD DELPRAT
BEATRICE CIBIEN	68	- 7 -	14	JEAN CANTOUNAT
ALAIN GIRARDET	1	- 6 -	70	MICHEL RENAVAND
BERNARD RICHARD	30	- 5 -	75	THIERRY GALLO
JOSEPH SEIGNALET	31	- 4 -	44	JEAN DEVERLY
LAURENT COURREBELONGUE	64	- 3 -	16	XAVIER MICHEL
PIERRE LOMBARDI	3	- 2 -	10	DAVID ZOLLINGER
ARNAUD RECHEDE	55	- 1 -	33	OLIVIER RECHEDE

Pole



Stewards:

Timekeeper:



RICHARD MILLE

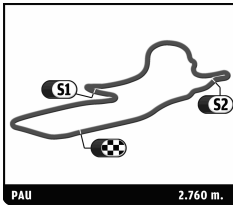


NISSAN

Le Point



PPP
 Pau Pyrénées



GRAND PRIX DE PAU HISTORIQUE

TROPHEE DES PYRENEES

Race 2 (25')

Final Classification

Drivers	Nat	Team	Vehicle	Class	Laps	Total Time	Gap	Kph	Best Lap		
									Lap	Time	Kph
1 55 ARNAUD RECHEDE	FRA		LOLA T 540	B	13	20:51.905	-	103.2	11	1:28.106	112.8
2 1 ALAIN GIRARDET	SUI		LOLA T200	A	13	20:55.675	+3.770	102.9	4	1:27.821	113.1
3 10 DAVID ZOLLINGER	FRA		VAN DIEMEN RF 81	B	13	20:57.873	+5.968	102.7	12	1:28.398	112.4
4 44 JEAN DEVERLY	FRA		VAN DIEMEN RF 80	B	13	21:03.364	+11.459	102.2	8	1:28.972	111.7
5 64 LAURENT COURREGELONGUE	FRA		VAN DIEMEN RF 80	B	13	21:11.972	+20.067	101.5	7	1:29.764	110.7
6 31 JOSEPH SEIGNALET	FRA		ROYALE RP 21	B	13	21:14.552	+22.647	101.3	13	1:30.209	110.1
7 30 BERNARD RICHARD	FRA		VAN DIEMEN RF 78	B	13	21:14.919	+23.014	101.3	13	1:30.128	110.2
8 77 JEAN DIONISOTTI	SUI		VAN DIEMEN VD 79	B	13	21:20.584	+28.679	100.9	9	1:30.442	109.9
9 70 MICHEL RENAVALD	FRA		VAN DIEMEN RF 81	B	13	21:22.057	+30.152	100.8	8	1:31.200	108.9
10 36 ADRIEN CATELIN	FRA		VAN DIEMEN RF 80	B	13	21:25.301	+33.396	100.5	13	1:31.772	108.3
11 52 GERARD DELPRAT	FRA		LOLA T 540	B	13	21:26.499	+34.594	100.4	9	1:31.996	108.0
12 22 YANNICK VERHILLE	FRA		VAN DIEMEN RF 77	B	13	21:27.171	+35.266	100.4	10	1:31.541	108.5
13 98 BRICE CORDERO	FRA		VANEY F71	A	13	21:27.954	+36.049	100.3	10	1:31.340	108.8
14 4 FRANÇOIS BUGAT	FRA		ROYALE RP 24	B	13	21:33.279	+41.374	99.9	9	1:31.936	108.1
15 121 JOHN DOE	FRA		ALEXIS MK 15 B	A	13	21:34.551	+42.646	99.8	8	1:32.712	107.2
16 6 YVES LE ROY	FRA		DULON LD 4	A	13	21:34.749	+42.844	99.8	9	1:31.455	108.6
17 81 ALEXANDRE BEIRÃO	POR		MERLYN MK 24	A	13	21:41.775	+49.870	99.2	10	1:33.807	105.9
18 12 MICHEL GUEGAN	FRA		VAN DIEMEN RF 79	B	13	21:45.520	+53.615	98.9	10	1:34.261	105.4
19 82 THIBAUT RICHARD	FRA		VAN DIEMEN RF 78	B	13	21:54.208	+1:02.303	98.3	8	1:35.396	104.2
20 24 SEBASTIEN CANTOUNAT	FRA		ROYALE RP 26	B	13	21:55.761	+1:03.856	98.2	8	1:35.119	104.5
21 8 XAVIER RASCAGNERES	FRA		ROYALE RP 3	A	13	21:57.498	+1:05.593	98.0	8	1:35.483	104.1
22 73 DANIEL BEGUINOT	FRA		CROSSLIE 30 F	B	13	22:05.543	+1:13.638	97.4	9	1:35.758	103.8
23 38 JULIAN PIERCE	GBR		LOLA T 200	A	13	22:09.018	+1:17.113	97.2	11	1:36.153	103.3

Not classified:

68 BEATRICE CIBIEN	SUI		VAN DIEMEN RF 80	B	8	13:40.268			8	1:31.610	108.5
86 VINCENT MISSISTRANO	FRA		VAN DIEMEN RF 81	B	8	14:18.040			7	1:35.860	103.7
16 XAVIER MICHEL	FRA		VAN DIEMEN RF 81	B	5	8:32.631			4	1:29.716	110.7
3 PIERRE LOMBARDI	SUI		LOLA T540	B	4	6:03.960			4	1:28.541	112.2
33 OLIVIER RECHEDE	FRA		LOLA T 540 E	B	4	6:04.099			4	1:28.396	112.4
75 THIERRY GALLO	FRA		MERLYN MK 20 A	A	3	4:39.050			3	1:29.983	110.4
14 JEAN CANTOUNAT	FRA		ROYALE RP 16	A	3	4:58.971			3	1:33.569	106.2

Not started

27 REGIS PREVOST	FRA		MC NAMARA FCA Mk3	A							
32 JEAN DUBOURDIEU	FRA		VAN DIEMEN 1981	B							

Pole Position

A. RECHEDE

Fastest Lap

Lap 4

ALAIN GIRARDET

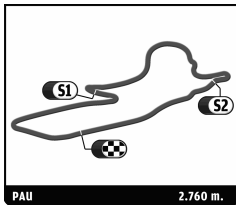
1:27.821

113.1 Kph

Published at:

Track Status: **DRY**

Stewards:	Timekeeper:
-----------	-------------



TROPHEE DES PYRENEES GRAND PRIX DE PAU HISTORIQUE

Race 2

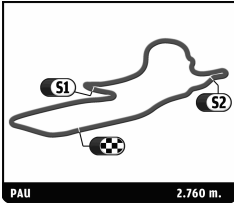
Final Classification by Class

Nr.	Driver	Nat	Team	Car	Laps	Total Time	Gap	Kph	Best Lap		
									Lap	Time	Kph
A											
1	1 ALAIN GIRARDET	SUI		LOLA T200	13	20:55.675		102.9	4	1:27.821	113.1
2	98 BRICE CORDERO	FRA		VANEY F71	13	21:27.954	+32.279	100.3	10	1:31.340	108.8
3	121 JOHN DOE	FRA		ALEXIS MK 15 B	13	21:34.551	+38.876	99.8	8	1:32.712	107.2
4	6 YVES LE ROY	FRA		DULON LD 4	13	21:34.749	+39.074	99.8	9	1:31.455	108.6
5	81 ALEXANDRE BEIRÃO	POR		MERLYN MK 24	13	21:41.775	+46.100	99.2	10	1:33.807	105.9
6	8 XAVIER RASCAGNERES	FRA		ROYALE RP 3	13	21:57.498	+101.823	98.0	8	1:35.483	104.1
7	38 JULIAN PIERCE	GBR		LOLA T 200	13	22:09.018	+113.343	97.2	11	1:36.153	103.3
Not classified:											
75	THIERRY GALLO	FRA		MERLYN MK 20 A	3	4:39.050	10 Laps	106.8	3	1:29.983	110.4
14	JEAN CANTOUNAT	FRA		ROYALE RP 16	3	4:58.971		99.7	3	1:33.569	106.2
Not started											
27	REGIS PREVOST	FRA		MC NAMARA FCA Mk3			13 Laps	0.0			
B											
1	55 ARNAUD RECHEDE	FRA		LOLA T 540	13	20:51.905		103.2	11	1:28.106	112.8
2	10 DAVID ZOLLINGER	FRA		VAN DIEMEN RF 81	13	20:57.873	+5.968	102.7	12	1:28.398	112.4
3	44 JEAN DEVERLY	FRA		VAN DIEMEN RF 80	13	21:03.364	+11.459	102.2	8	1:28.972	111.7
4	64 LAURENT COURREGLONGUE	FRA		VAN DIEMEN RF 80	13	21:11.972	+20.067	101.5	7	1:29.764	110.7
5	31 JOSEPH SEIGNALET	FRA		ROYALE RP 21	13	21:14.552	+22.647	101.3	13	1:30.209	110.1
6	30 BERNARD RICHARD	FRA		VAN DIEMEN RF 78	13	21:14.919	+23.014	101.3	13	1:30.128	110.2
7	77 JEAN DIONISOTTI	SUI		VAN DIEMEN VD 79	13	21:20.584	+28.679	100.9	9	1:30.442	109.9
8	70 MICHEL RENAVAND	FRA		VAN DIEMEN RF 81	13	21:22.057	+30.152	100.8	8	1:31.200	108.9
9	36 ADRIEN CATELIN	FRA		VAN DIEMEN RF 80	13	21:25.301	+33.396	100.5	13	1:31.772	108.3
10	52 GERARD DELPRAT	FRA		LOLA T 540	13	21:26.499	+34.594	100.4	9	1:31.996	108.0
11	22 YANNICK VERHILLE	FRA		VAN DIEMEN RF 77	13	21:27.171	+35.266	100.4	10	1:31.541	108.5
12	4 FRANÇOIS BUGAT	FRA		ROYALE RP 24	13	21:33.279	+41.374	99.9	9	1:31.936	108.1
13	12 MICHEL GUEGAN	FRA		VAN DIEMEN RF 79	13	21:45.520	+53.615	98.9	10	1:34.261	105.4
14	82 THIBAUT RICHARD	FRA		VAN DIEMEN RF 78	13	21:54.208	+102.303	98.3	8	1:35.396	104.2
15	24 SEBASTIEN CANTOUNAT	FRA		ROYALE RP 26	13	21:55.761	+103.856	98.2	8	1:35.119	104.5
16	73 DANIEL BEGUINOT	FRA		CROSSLE 30 F	13	22:05.543	+113.638	97.4	9	1:35.758	103.8
Not classified:											
68	BEATRICE CIBIEN	SUI		VAN DIEMEN RF 80	8	13:40.268		96.9	8	1:31.610	108.5
86	VINCENT MISSISTRANO	FRA		VAN DIEMEN RF 81	8	14:18.040	5 Laps	92.6	7	1:35.860	103.7
16	XAVIER MICHEL	FRA		VAN DIEMEN RF 81	5	8:32.631		96.9	4	1:29.716	110.7
3	PIERRE LOMBARDI	SUI		LOLA T540	4	6:03.960	9 Laps	109.2	4	1:28.541	112.2
33	OLIVIER RECHEDE	FRA		LOLA T 540 E	4	6:04.099		109.2	4	1:28.396	112.4
Not started											
32	JEAN DUBOURDIEU	FRA		VAN DIEMEN 1981			13 Laps	0.0			

Published at:

Track Status: **DRY**

Stewards:	Timekeeper:
-----------	-------------

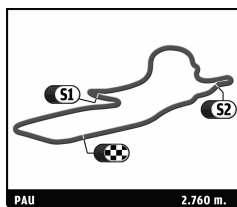


TROPHEE DES PYRENEES
GRAND PRIX DE PAU HISTORIQUE
 Race 2

Lap Chart

		LAP													
Nr	Pos	Grid	1	2	3	4	5	6	7	8	9	10	11	12	13
55	1	55	55	55	55	55	55	55	55	55	55	55	55	55	55
33	2	33	33	3	3	3	44	44	44	44	1	1	1	1	1
3	3	3	3	33	33	33	1	1	1	1	44	10	10	10	10
10	4	10	16	16	16	16	10	10	10	10	10	44	44	44	44
64	5	64	44	44	44	44	64	64	64	64	64	64	64	64	64
16	6	16	10	10	10	1	30	30	30	30	30	30	31	31	31
31	7	31	75	75	75	10	31	31	31	31	31	31	30	30	30
44	8	44	64	64	1	64	68	68	68	68	70	70	77	77	77
30	9	30	30	1	64	30	70	70	70	70	77	77	70	70	70
75	10	75	1	30	30	31	52	52	52	77	52	52	52	36	36
1	11	1	31	31	31	68	36	36	77	52	36	36	36	52	52
70	12	70	70	70	68	70	77	77	36	36	22	22	22	22	22
68	13	68	68	68	70	52	22	121	121	121	98	98	98	98	98
14	14	14	77	77	36	36	81	22	22	22	121	121	4	4	4
36	15	36	36	36	52	77	121	98	98	98	4	4	121	121	121
52	16	52	52	52	22	22	98	81	81	4	6	6	6	6	6
77	17	77	22	22	77	81	12	12	12	81	81	81	81	81	81
22	18	22	81	81	81	121	8	8	8	12	12	12	12	12	12
81	19	81	121	121	121	98	82	82	4	6	8	8	8	8	82
12	20	12	98	98	98	12	16	4	82	8	82	82	82	82	24
24	21	24	14	14	14	8	4	24	6	82	24	24	24	24	8
98	22	98	12	12	12	82	24	6	24	24	73	73	73	73	73
121	23	121	24	8	8	4	86	86	86	73	38	38	38	38	38
8	24	8	8	24	24	24	6	73	73	38					
86	25	86	82	6	82	86	73	38	38	86					
82	26	82	6	82	4	6	38								
73	27	73	86	4	86	73									
38	28	38	73	86	73	38									
4	29	4	4	73	38										
6	30	6	38	38	6										
27	31	27													
32	32	32													

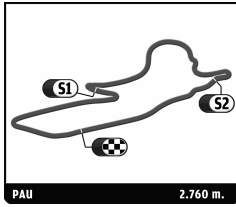




TROPHEE DES PYRENEES GRAND PRIX DE PAU HISTORIQUE Race 2

Best Sector Times

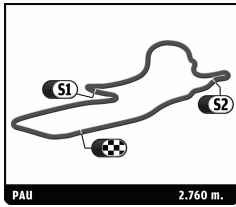
SECTOR 1			SECTOR 2			SECTOR 3			Pos	Driver	Ideal Lap	Best Lap
Pos	Driver	Time	Driver	Time	Driver	Time						
1	3 P.LOMBARDI	29.229	1 A.GIRARDET	39.991	10 D.ZOLLINGER	18.148	1	1 A.GIRARDET	1'27.608	1:27.821	(1)	
2	33 O.RECHEDE	29.303	55 A.RECHEDE	40.019	33 O.RECHEDE	18.148	2	55 A.RECHEDE	1'27.795	1:28.106	(2)	
3	1 A.GIRARDET	29.430	10 D.ZOLLINGER	40.185	1 A.GIRARDET	18.187	3	10 D.ZOLLINGER	1'28.051	1:28.398	(4)	
4	55 A.RECHEDE	29.454	44 J.DEVERLY	40.472	55 A.RECHEDE	18.322	4	33 O.RECHEDE	1'28.396	1:28.396	(3)	
5	10 D.ZOLLINGER	29.718	3 P.LOMBARDI	40.814	44 J.DEVERLY	18.429	5	3 P.LOMBARDI	1'28.541	1:28.541	(5)	
6	44 J.DEVERLY	29.745	30 B.RICHARD	40.833	3 P.LOMBARDI	18.498	6	44 J.DEVERLY	1'28.646	1:28.972	(6)	
7	64 L.COURREGELONGUE	29.833	16 X.MICHEL	40.937	77 J.DIONISOTTI	18.522	7	64 L.COURREGELONGUE	1'29.486	1:29.764	(8)	
8	16 X.MICHEL	30.004	33 O.RECHEDE	40.945	98 B.CORDERO	18.526	8	16 X.MICHEL	1'29.638	1:29.716	(7)	
9	6 Y.LE ROY	30.109	31 J.SEIGNALET	40.976	64 L.COURREGELONGUE	18.582	9	30 B.RICHARD	1'29.877	1:30.128	(10)	
10	77 J.DIONISOTTI	30.112	75 T.GALLO	41.014	22 Y.VERHILLE	18.610	10	77 J.DIONISOTTI	1'29.926	1:30.442	(12)	
11	68 B.CIBIEN	30.154	64 L.COURREGELONGUE	41.071	31 J.SEIGNALET	18.674	11	75 T.GALLO	1'29.983	1:29.983	(9)	
12	75 T.GALLO	30.271	36 A.CATELIN	41.265	30 B.RICHARD	18.681	12	31 J.SEIGNALET	1'29.983	1:30.209	(11)	
13	4 F.BUGAT	30.273	77 J.DIONISOTTI	41.292	6 Y.LE ROY	18.684	13	6 Y.LE ROY	1'30.502	1:31.455	(15)	
14	31 J.SEIGNALET	30.333	6 Y.LE ROY	41.709	16 X.MICHEL	18.697	14	68 B.CIBIEN	1'31.019	1:31.610	(17)	
15	30 B.RICHARD	30.363	98 B.CORDERO	41.981	75 T.GALLO	18.698	15	36 A.CATELIN	1'31.031	1:31.772	(18)	
16	70 M.RENAVAND	30.442	52 G.DELPRAT	41.984	70 M.RENAVAND	18.721	16	98 B.CORDERO	1'31.194	1:31.340	(14)	
17	22 Y.VERHILLE	30.562	70 M.RENAVAND	42.037	4 F.BUGAT	18.730	17	70 M.RENAVAND	1'31.200	1:31.200	(13)	
18	121 J.DOE	30.664	68 B.CIBIEN	42.052	68 B.CIBIEN	18.813	18	22 Y.VERHILLE	1'31.228	1:31.541	(16)	
19	36 A.CATELIN	30.684	22 Y.VERHILLE	42.056	52 G.DELPRAT	19.006	19	4 F.BUGAT	1'31.383	1:31.936	(19)	
20	98 B.CORDERO	30.687	4 F.BUGAT	42.380	121 J.DOE	19.028	20	52 G.DELPRAT	1'31.750	1:31.996	(20)	
21	52 G.DELPRAT	30.760	121 J.DOE	42.471	36 A.CATELIN	19.082	21	121 J.DOE	1'32.163	1:32.712	(21)	
22	81 A.BEIRÃO	31.042	14 J.CANTOUNAT	42.515	81 A.BEIRÃO	19.165	22	81 A.BEIRÃO	1'33.063	1:33.807	(23)	
23	12 M.GUEGAN	31.200	81 A.BEIRÃO	42.856	82 T.RICHARD	19.181	23	14 J.CANTOUNAT	1'33.356	1:33.569	(22)	
24	14 J.CANTOUNAT	31.367	82 T.RICHARD	43.163	12 M.GUEGAN	19.262	24	12 M.GUEGAN	1'33.924	1:34.261	(24)	
25	38 J.PIERCE	31.411	12 M.GUEGAN	43.462	38 J.PIERCE	19.327	25	82 T.RICHARD	1'34.306	1:35.396	(26)	
26	24 S.CANTOUNAT	31.697	24 S.CANTOUNAT	43.607	8 X.RASCAGNERES	19.360	26	24 S.CANTOUNAT	1'34.708	1:35.119	(25)	
27	8 X.RASCAGNERES	31.817	73 D.BEGUINOT	43.630	24 S.CANTOUNAT	19.404	27	8 X.RASCAGNERES	1'35.069	1:35.483	(27)	
28	86 V.MISSISTRANO	31.898	8 X.RASCAGNERES	43.892	14 J.CANTOUNAT	19.474	28	73 D.BEGUINOT	1'35.543	1:35.758	(28)	
29	82 T.RICHARD	31.962	86 V.MISSISTRANO	44.179	86 V.MISSISTRANO	19.518	29	86 V.MISSISTRANO	1'35.595	1:35.860	(29)	
30	73 D.BEGUINOT	32.015	38 J.PIERCE	45.132	73 D.BEGUINOT	19.898	30	38 J.PIERCE	1'35.870	1:36.153	(30)	



TROPHÉE DES PYRÉNÉES
GRAND PRIX DE PAU HISTORIQUE
 Race 2

Fastest Lap Sequence

Practice Time	Driver	Team	Car	Class	Time	Kph	Lap
3:04.734	55 ARNAUD RECHEDE		LOLA T 540	B	1:29.778	110.7	2
4:33.417	55 ARNAUD RECHEDE		LOLA T 540	B	1:28.683	112.0	3
6:01.973	55 ARNAUD RECHEDE		LOLA T 540	B	1:28.556	112.2	4
6:03.960	3 PIERRE LOMBARDI		LOLA T540	B	1:28.541	112.2	4
6:04.099	33 OLIVIER RECHEDE		LOLA T 540 E	B	1:28.396	112.4	4
6:07.457	1 ALAIN GIRARDET		LOLA T200	A	1:27.821	113.1	4



TROPHEE DES PYRENEES GRAND PRIX DE PAU HISTORIQUE

Race 2

Analysis

■ Personal Best ■ Session Best ■ Crossing the finish line in pit lane

Lap	Time	Sector 1	Sector 2	Sector 3	Kph	Elapsed	Lap	Time	Sector 1	Sector 2	Sector 3	Kph	Elapsed
1 ALAIN GIRARDET SUI LOLA T200							8 XAVIER RASCAGNERES FRA ROYALE RP 3						
1	1:39.698	39.047	42.073	18.578	99.7	1:39.698	1	1:52.956	45.561	47.627	19.768	88.0	1:52.956
2	1:30.722	30.617	41.558	18.547	109.5	3:10.420	2	1:36.549	32.213	44.976	19.360	102.9	3:29.505
3	1:29.216	29.676	41.353	18.187	111.4	4:39.636	3	1:37.110	32.198	45.464	19.448	102.3	5:06.615
4	1:27.821	29.430	40.198	18.193	113.1	6:07.457	4	1:39.343	32.589	45.681	21.073	100.0	6:45.958
5	2:06.713	32.642	1:02.164	31.907	78.4	8:14.170	5	1:46.084	34.916	49.081	22.087	93.7	8:32.042
6	2:19.504	43.972	1:06.443	29.089	71.2	10:33.674	6	2:09.483	39.441	1:04.983	25.059	76.7	10:41.525
7	1:29.190	30.428	40.445	18.317	111.4	12:02.864	7	1:36.449	32.375	44.247	19.827	103.0	12:17.974
8	1:28.835	30.180	40.298	18.357	111.8	13:31.699	8	1:35.483	32.108	43.892	19.483	104.1	13:53.457
9	1:28.248	29.943	39.991	18.314	112.6	14:59.947	9	1:36.173	32.026	44.362	19.785	103.3	15:29.630
10	1:28.256	29.619	40.367	18.270	112.6	16:28.203	10	1:36.062	31.817	44.373	19.872	103.4	17:05.692
11	1:28.381	29.621	40.255	18.505	112.4	17:56.584	11	1:36.523	32.247	44.629	19.647	102.9	18:42.215
12	1:28.747	29.719	40.403	18.625	112.0	19:25.331	12	1:36.212	31.997	44.509	19.706	103.3	20:18.427
13	1:30.344	30.688	40.867	18.789	110.0	20:55.675	13	1:39.071	34.832	44.686	19.553	100.3	21:57.498
3 PIERRE LOMBARDI SUI LOLA T540							10 DAVID ZOLLINGER FRA VAN DIEMEN RF 81						
1	1:35.518	35.296	41.661	18.561	104.0	1:35.518	1	1:37.049	36.818	41.592	18.639	102.4	1:37.049
2	1:30.483	30.255	41.685	18.543	109.8	3:06.001	2	1:31.048	30.798	41.542	18.708	109.1	3:08.097
3	1:29.418	29.818	41.071	18.529	111.1	4:35.419	3	1:29.591	30.298	41.036	18.257	110.9	4:37.688
4	1:28.541	29.229	40.814	18.498	112.2	6:03.960	4	1:30.003	30.149	41.706	18.148	110.4	6:07.691
4 FRANÇOIS BUGAT FRA ROYALE RP 24							12 MICHEL GUEGAN FRA VAN DIEMEN RF 79						
1	1:55.967	49.325	47.051	19.591	85.7	1:55.967	1	1:51.668	45.052	46.854	19.762	89.0	1:51.668
2	1:35.388	31.262	44.804	19.322	104.2	3:31.355	2	1:37.303	32.613	44.909	19.781	102.1	3:28.971
3	1:36.604	32.692	44.586	19.326	102.9	5:07.959	3	1:37.449	32.327	45.459	19.663	102.0	5:06.420
4	1:39.367	32.267	46.500	20.600	100.0	6:47.326	4	1:38.902	32.302	45.703	20.897	100.5	6:45.322
5	1:46.032	35.177	49.656	21.199	93.7	8:33.358	5	1:46.257	34.555	49.499	22.203	93.5	8:31.579
6	2:10.599	39.133	1:05.568	25.898	76.1	10:43.957	6	2:09.457	39.119	1:04.999	25.339	76.8	10:41.036
7	1:34.059	31.074	44.188	18.797	105.6	12:18.016	7	1:35.426	32.448	43.696	19.282	104.1	12:16.462
8	1:31.951	30.322	42.889	18.740	108.1	13:49.967	8	1:34.634	31.219	43.994	19.421	105.0	13:51.096
9	1:31.936	30.461	42.745	18.730	108.1	15:21.903	9	1:34.572	31.686	43.624	19.262	105.1	15:25.668
10	1:32.264	30.273	42.380	19.611	107.7	16:54.167	10	1:34.261	31.200	43.462	19.599	105.4	16:59.929
11	1:33.104	30.909	43.083	19.112	106.7	18:27.271	11	1:34.846	31.524	43.833	19.489	104.8	18:34.775
12	1:32.590	30.797	42.848	18.945	107.3	19:59.861	12	1:35.248	31.654	44.166	19.428	104.3	20:10.023
13	1:33.418	31.171	43.147	19.100	106.4	21:33.279	13	1:35.497	31.924	43.731	19.842	104.0	21:45.520
6 YVES LE ROY FRA DULON LD 4							14 JEAN CANTOUNAT FRA ROYALE RP 16						
1	1:55.047	48.296	47.127	19.624	86.4	1:55.047	1	1:50.249	43.103	45.226	21.920	90.1	1:50.249
2	1:35.828	30.898	45.623	19.307	103.7	3:30.875	2	1:35.153	32.374	43.305	19.474	104.4	3:25.402
3	1:41.855	41.279	41.709	18.867	97.6	5:12.730	3	1:33.569	31.367	42.515	19.687	106.2	4:58.971
4	1:39.166	30.789	45.643	22.734	100.2	6:51.896							
5	1:44.605	34.811	48.691	21.103	95.0	8:36.501							
6	2:09.034	38.386	1:05.752	24.896	77.0	10:45.535							
7	1:32.985	31.068	43.027	18.890	106.9	12:18.520							
8	1:32.608	30.934	42.560	19.114	107.3	13:51.128							
9	1:31.455	30.109	42.662	18.684	108.6	15:22.583							
10	1:31.677	30.501	42.154	19.022	108.4	16:54.260							
11	1:33.976	31.645	43.225	19.106	105.7	18:28.236							
12	1:32.873	31.396	42.674	18.803	107.0	20:01.109							
13	1:33.640	32.194	41.961	19.485	106.1	21:34.749							



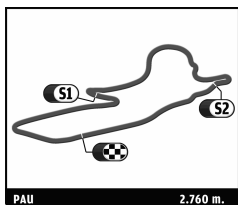
RICHARD MILLE



NISSAN

Le Point





TROPHEE DES PYRENEES GRAND PRIX DE PAU HISTORIQUE Race 2

Analysis

Personal Best Session Best B Crossing the finish line in pit lane

Lap	Time	Sector 1	Sector 2	Sector 3	Kph	Elapsed	Lap	Time	Sector 1	Sector 2	Sector 3	Kph	Elapsed		
16	XAVIER MICHEL FRA							31	JOSEPH SEIGNALET FRA						
	VAN DIEMEN RF 81								ROYALE RP 21						
1	1:36.603	35.950	41.483	19.170	102.9	1:36.603	1	1:40.619	38.757	43.093	18.769	98.7	1:40.619		
2	1:30.752	30.507	41.366	18.879	109.5	3:07.355	2	1:30.989	30.333	41.848	18.808	109.2	3:11.608		
3	1:29.888	30.014	41.177	18.697	110.5	4:37.243	3	1:31.360	30.625	41.752	18.983	108.8	4:42.968		
4	1:29.716	30.004	40.937	18.775	110.7	6:06.959	4	1:31.512	30.664	41.986	18.862	108.6	6:14.480		
5	2:25.672	30.600	1:02.342	52.730	68.2	8:32.631	5	2:03.742	32.087	58.748	32.907	80.3	8:18.222		
22	YANNICK VERHILLE FRA							33	OLIVIER RECHEDÉ FRA						
	VAN DIEMEN RF 77								LOLA T 540 E						
1	1:45.664	42.565	44.074	19.025	94.0	1:45.664	1	1:34.986	34.158	41.966	18.862	104.6	1:34.986		
2	1:33.097	31.332	42.658	19.107	106.7	3:18.761	2	1:31.245	31.333	41.521	18.391	108.9	3:06.231		
3	1:33.039	31.410	42.810	18.819	106.8	4:51.800	3	1:29.472	30.059	41.189	18.224	111.1	4:35.703		
4	1:34.262	31.606	43.551	19.105	105.4	6:26.062	4	1:28.396	29.303	40.945	18.148	112.4	6:04.099		
5	1:57.984	34.674	48.443	34.867	84.2	8:24.046									
6	2:15.796	41.568	1:07.242	26.986	73.2	10:39.842									
7	1:33.433	31.727	42.874	18.832	106.3	12:13.275									
8	1:32.488	30.969	42.696	18.823	107.4	13:45.763									
9	1:31.659	30.649	42.322	18.688	108.4	15:17.422									
10	1:31.541	30.757	42.174	18.610	108.5	16:48.963									
11	1:32.552	30.912	42.760	18.880	107.4	18:21.515									
12	1:33.209	31.836	42.601	18.772	106.6	19:54.724									
13	1:32.447	31.224	42.056	19.167	107.5	21:27.171									
24	SEBASTIEN CANTOUNAT FRA							36	ADRIEN CATELIN FRA						
	ROYALE RP 26								VAN DIEMEN RF 80						
1	1:52.310	44.635	48.070	19.605	88.5	1:52.310	1	1:43.662	41.022	43.125	19.515	95.8	1:43.662		
2	1:37.912	32.310	46.198	19.404	101.5	3:30.222	2	1:33.896	31.030	43.270	19.596	105.8	3:17.558		
3	1:37.179	32.343	45.428	19.408	102.2	5:07.401	3	1:32.827	31.117	42.374	19.336	107.0	4:50.385		
4	1:41.259	33.675	46.934	20.650	98.1	6:48.660	4	1:34.082	30.794	44.130	19.158	105.6	6:24.467		
5	1:45.524	34.746	49.893	20.885	94.2	8:34.184	5	1:57.729	34.381	49.270	34.078	84.4	8:22.196		
6	2:10.564	39.348	1:05.306	25.910	76.1	10:44.748	6	2:15.811	42.117	1:07.381	26.313	73.2	10:38.007		
7	1:35.345	32.069	43.802	19.474	104.2	12:20.093	7	1:33.255	31.489	42.381	19.385	106.5	12:11.262		
8	1:35.119	31.697	43.819	19.603	104.5	13:55.212	8	1:32.334	30.845	42.283	19.206	107.6	13:43.596		
9	1:35.533	31.766	44.224	19.543	104.0	15:30.745	9	1:31.986	30.684	42.199	19.103	108.0	15:15.582		
10	1:35.945	31.698	44.565	19.682	103.6	17:06.690	10	1:32.403	30.732	42.589	19.082	107.5	16:47.985		
11	1:36.556	32.653	44.300	19.603	102.9	18:43.246	11	1:33.355	31.416	42.697	19.242	106.4	18:21.340		
12	1:36.547	32.098	44.675	19.774	102.9	20:19.793	12	1:32.189	31.411	41.495	19.283	107.8	19:53.529		
13	1:35.968	32.177	43.607	20.184	103.5	21:55.761	13	1:31.772	31.208	41.356	19.208	108.3	21:25.301		
30	BERNARD RICHARD FRA							38	JULIAN PIERCE GBR						
	VAN DIEMEN RF 78								LOLA T 200						
1	1:39.026	38.091	42.159	18.776	100.3	1:39.026	1	1:56.314	47.778	48.245	20.291	85.4	1:56.314		
2	1:31.545	30.727	41.710	19.108	108.5	3:10.571	2	1:37.966	33.020	45.225	19.721	101.4	3:34.280		
3	1:30.339	30.705	40.888	18.746	110.0	4:40.910	3	1:37.735	33.046	45.132	19.557	101.7	5:12.015		
4	1:30.853	30.363	41.608	18.882	109.4	6:11.763	4	1:44.606	32.188	48.102	24.316	95.0	6:56.621		
5	2:05.039	31.492	1:01.058	32.489	79.5	8:16.802	5	1:51.830	36.837	52.563	22.430	88.8	8:48.451		
6	2:18.998	43.587	1:07.118	28.293	71.5	10:35.800	6	1:58.844	37.543	56.603	24.698	83.6	10:47.295		
7	1:31.778	30.910	41.626	19.242	108.3	12:07.578	7	1:37.680	33.165	45.188	19.327	101.7	12:24.975		
8	1:31.021	30.753	41.410	18.858	109.2	13:38.599	8	1:36.479	31.411	45.349	19.719	103.0	14:01.454		
9	1:31.341	30.933	41.425	18.983	108.8	15:09.940	9	1:37.078	32.359	45.216	19.503	102.4	15:38.532		
10	1:31.853	30.616	42.114	19.123	108.2	16:41.793	10	1:36.749	31.869	45.284	19.596	102.7	17:15.281		
11	1:31.923	30.929	42.213	18.781	108.1	18:13.716	11	1:36.153	31.618	45.177	19.358	103.3	18:51.434		
12	1:31.075	30.945	41.449	18.681	109.1	19:44.791	12	1:39.684	33.880	46.201	19.603	99.7	20:31.118		
13	1:30.128	30.483	40.833	18.812	110.2	21:14.919	13	1:37.900	32.900	45.268	19.732	101.5	22:09.018		



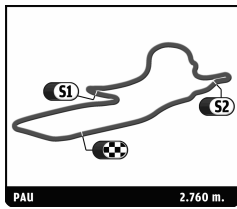
RICHARD MILLE



NISSAN

Le Point





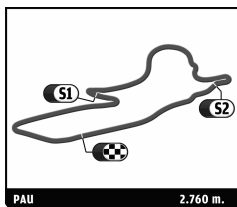
TROPHEE DES PYRENEES GRAND PRIX DE PAU HISTORIQUE

Race 2

Analysis

Lap	Time	Sector 1	Sector 2	Sector 3	Kph	Elapsed	Lap	Time	Sector 1	Sector 2	Sector 3	Kph	Elapsed
44 JEAN DEVERLY FRA							VAN DIEMEN RF 80						
1	1:36.852	36.334	41.641	18.877	102.6	1:36.852	6	2:18.923	43.422	1:07.019	28.482	71.5	10:35.296
2	1:31.081	30.645	41.537	18.899	109.1	3:07.933	7	1:29.764	30.093	41.089	18.582	110.7	12:05.060
3	1:29.582	30.047	41.069	18.466	110.9	4:37.515	8	1:29.871	30.008	41.071	18.792	110.6	13:34.931
4	1:29.463	30.047	40.987	18.429	111.1	6:06.978	9	1:31.074	30.173	41.504	19.397	109.1	15:06.005
5	2:00.642	31.657	1:01.876	27.109	82.4	8:07.620	10	1:31.048	30.387	41.617	19.044	109.1	16:37.053
6	2:25.900	47.685	1:08.633	29.582	68.1	10:33.520	11	1:31.400	30.478	41.939	18.983	108.7	18:08.453
7	1:29.205	30.210	40.472	18.523	111.4	12:02.725	12	1:30.890	30.318	41.740	18.832	109.3	19:39.343
8	1:28.972	29.745	40.551	18.676	111.7	13:31.697	13	1:32.629	31.238	42.229	19.162	107.3	21:11.972
9	1:29.834	30.810	40.501	18.523	110.6	15:01.531							
10	1:30.991	30.976	41.274	18.741	109.2	16:32.522							
11	1:30.219	30.382	41.277	18.560	110.1	18:02.741							
12	1:29.984	30.207	41.201	18.576	110.4	19:32.725							
13	1:30.639	30.623	41.234	18.782	109.6	21:03.364							
52 GERARD DELPRAT FRA							LOLA T 540						
1	1:45.371	42.258	43.696	19.417	94.3	1:45.371							
2	1:32.651	31.153	42.276	19.222	107.2	3:18.022							
3	1:32.877	31.133	42.560	19.184	107.0	4:50.899							
4	1:33.279	30.797	43.160	19.322	106.5	6:24.178							
5	1:56.871	33.746	49.543	33.582	85.0	8:21.049							
6	2:16.423	42.513	1:07.480	26.430	72.8	10:37.472							
7	1:33.099	31.503	42.570	19.026	106.7	12:10.571							
8	1:32.175	30.760	42.376	19.039	107.8	13:42.746							
9	1:31.996	30.836	42.052	19.108	108.0	15:14.742							
10	1:33.091	31.212	42.663	19.216	106.7	16:47.833							
11	1:33.285	31.245	42.706	19.334	106.5	18:21.118							
12	1:33.260	31.976	42.225	19.059	106.5	19:54.378							
13	1:32.121	31.131	41.984	19.006	107.9	21:26.499							
55 ARNAUD RECHEDE FRA							LOLA T 540						
1	1:34.956	34.810	41.632	18.514	104.6	1:34.956							
2	1:29.778	30.532	40.570	18.676	110.7	3:04.734							
3	1:28.683	30.113	40.019	18.551	112.0	4:33.417							
4	1:28.556	29.777	40.186	18.593	112.2	6:01.973							
5	2:00.554	33.686	1:03.295	23.573	82.4	8:02.527							
6	2:29.731	51.682	1:08.914	29.135	66.4	10:32.258							
7	1:28.939	29.942	40.451	18.546	111.7	12:01.197							
8	1:28.484	29.718	40.195	18.571	112.3	13:29.681							
9	1:28.625	29.932	40.150	18.543	112.1	14:58.306							
10	1:28.318	29.454	40.446	18.418	112.5	16:26.624							
11	1:28.106	29.601	40.183	18.322	112.8	17:54.730							
12	1:28.335	29.574	40.307	18.454	112.5	19:23.065							
13	1:28.840	29.979	40.374	18.487	111.8	20:51.905							
64 LAURENT COURREGELONGUE FRA							VAN DIEMEN RF 80						
1	1:38.838	37.802	41.983	19.053	100.5	1:38.838							
2	1:30.611	30.548	41.199	18.864	109.7	3:09.449							
3	1:31.268	30.405	41.901	18.962	108.9	4:40.717							
4	1:30.067	29.833	41.478	18.756	110.3	6:10.784							
5	2:05.589	31.576	1:01.505	32.508	79.1	8:16.373							
68 BEATRICE CIBIEN SUI							VAN DIEMEN RF 80						
1	1:43.172	40.225	43.573	19.374	96.3	1:43.172							
2	1:32.027	30.290	42.844	18.893	108.0	3:15.199							
3	1:31.746	30.154	42.557	19.035	108.3	4:46.945							
4	1:32.626	30.287	43.220	19.119	107.3	6:19.571							
5	1:59.245	31.522	55.021	32.702	83.3	8:18.816							
6	2:17.703	42.941	1:07.526	27.236	72.2	10:36.519							
7	1:32.139	31.274	42.052	18.813	107.8	12:08.658							
8	1:31.610	30.597	42.065	18.948	108.5	13:40.268							
70 MICHEL RENAVAND FRA							VAN DIEMEN RF 81						
1	1:42.015	39.625	43.247	19.143	97.4	1:42.015							
2	1:32.715	30.998	42.623	19.094	107.2	3:14.730							
3	1:32.845	30.961	42.901	18.983	107.0	4:47.575							
4	1:33.622	31.347	43.089	19.186	106.1	6:21.197							
5	1:58.275	32.576	53.074	32.625	84.0	8:19.472							
6	2:17.603	43.081	1:07.557	26.965	72.2	10:37.075							
7	1:32.342	31.132	42.231	18.979	107.6	12:09.417							
8	1:31.200	30.442	42.037	18.721	108.9	13:40.617							
9	1:31.648	30.453	42.362	18.833	108.4	15:12.265							
10	1:31.778	30.554	42.183	19.041	108.3	16:44.043							
11	1:32.218	31.048	42.193	18.977	107.7	18:16.261							
12	1:32.449	30.968	42.517	18.964	107.5	19:48.710							
13	1:33.347	31.530	42.645	19.172	106.4	21:22.057							
73 DANIEL BEGUINOT FRA							CROSSE 30 F						
1	1:55.619	47.103	48.024	20.492	85.9	1:55.619							
2	1:37.901	33.034	44.908	19.959	101.5	3:33.520							
3	1:37.525	33.081	44.141	20.303	101.9	5:11.045							
4	1:42.009	32.015	47.052	22.942	97.4	6:53.054							
5	1:44.396	35.314	48.386	20.696	95.2	8:37.450							
6	2:09.604	38.203	1:05.907	25.494	76.7	10:47.054							
7	1:36.673	32.659	44.116	19.898	102.8	12:23.727							
8	1:37.049	32.196	44.645	20.208	102.4	14:00.776							
9	1:35.758	32.136	43.630	19.992	103.8	15:36.534							
10	1:37.072	32.351	44.671	20.050	102.4	17:13.606							
11	1:37.083	32.535	44.375	20.173	102.3	18:50.689							
12	1:36.732	32.553	44.053	20.126	102.7	20:27.421							
13	1:38.122	32.772	45.147	20.203	101.3	22:05.543							
75 THIERRY GALLO FRA							MERLYN MK 20 A						
1	1:38.229	37.323	42.102	18.804	101.2	1:38.229							
2	1:30.838	30.490	41.427	18.921	109.4	3:09.067							





TROPHEE DES PYRENEES GRAND PRIX DE PAU HISTORIQUE

Race 2

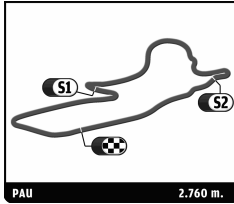
Analysis

		Personal Best		Session Best		B Crossing the finish line in pit lane	
Lap	Time	Sector 1	Sector 2	Sector 3	Kph	Elapsed	
77 JEAN DIONISOTTI SUI VAN DIEMEN VD 79							
1	1:43.531	41.529	43.003	18.999	96.0	1:43.531	
2	1:31.758	30.248	42.913	18.597	108.3	3:15.289	
3	1:36.840	30.841	47.185	18.814	102.6	4:52.129	
4	1:32.825	30.666	43.151	19.008	107.0	6:24.954	
5	1:57.883	34.872	48.696	34.315	84.3	8:22.837	
6	2:15.431	42.213	1:07.277	25.941	73.4	10:38.268	
7	1:32.854	31.596	42.414	18.844	107.0	12:11.122	
8	1:31.563	30.484	42.402	18.677	108.5	13:42.685	
9	1:30.442	30.193	41.525	18.724	109.9	15:13.127	
10	1:30.937	30.112	42.100	18.725	109.3	16:44.064	
11	1:30.468	30.274	41.292	18.902	109.8	18:14.532	
12	1:30.741	30.457	41.762	18.522	109.5	19:45.273	
13	1:35.311	33.659	42.416	19.236	104.2	21:20.584	
81 ALEXANDRE BEIRÃO POR MERLYN MK 24							
1	1:48.835	43.494	45.457	19.884	91.3	1:48.835	
2	1:34.280	31.863	42.893	19.524	105.4	3:23.115	
3	1:33.868	31.345	42.936	19.587	105.9	4:56.983	
4	1:35.724	31.492	43.786	20.446	103.8	6:32.707	
5	1:52.438	34.914	46.299	31.225	88.4	8:25.145	
6	2:14.993	40.957	1:07.519	26.517	73.6	10:40.138	
7	1:34.619	32.356	43.098	19.165	105.0	12:14.757	
8	1:35.426	32.224	43.255	19.947	104.1	13:50.183	
9	1:34.173	31.491	43.318	19.364	105.5	15:24.356	
10	1:33.807	31.042	42.856	19.909	105.9	16:58.163	
11	1:34.259	31.299	43.377	19.583	105.4	18:32.422	
12	1:34.757	31.492	43.537	19.728	104.9	20:07.179	
13	1:34.596	31.706	43.405	19.485	105.0	21:41.775	
82 THIBAUT RICHARD FRA VAN DIEMEN RF 78							
1	1:53.127	46.043	47.477	19.607	87.8	1:53.127	
2	1:37.951	32.438	45.758	19.755	101.4	3:31.078	
3	1:36.451	32.090	45.104	19.257	103.0	5:07.529	
4	1:39.058	32.310	45.887	20.861	100.3	6:46.587	
5	1:45.977	35.263	49.129	21.585	93.8	8:32.564	
6	2:09.457	39.445	1:05.168	24.844	76.8	10:42.021	
7	1:36.254	32.328	44.243	19.683	103.2	12:18.275	
8	1:35.396	32.337	43.878	19.181	104.2	13:53.671	
9	1:36.175	32.313	44.209	19.653	103.3	15:29.846	
10	1:35.982	31.962	44.383	19.637	103.5	17:05.828	
11	1:36.505	32.556	44.510	19.439	103.0	18:42.333	
12	1:36.206	32.235	44.513	19.458	103.3	20:18.539	
13	1:35.669	32.312	43.163	20.194	103.9	21:54.208	
86 VINCENT MISSISTRANO FRA VAN DIEMEN RF 81							
1	1:55.215	46.535	48.091	20.589	86.2	1:55.215	
2	1:37.781	32.894	44.751	20.136	101.6	3:32.996	
3	1:36.689	32.607	44.552	19.530	102.8	5:09.685	
4	1:41.524	31.898	47.243	22.383	97.9	6:51.209	
98 BRICE CORDERO FRA VAN EY F71							
1	1:49.880	44.433	45.767	19.680	90.4	1:49.880	
2	1:34.696	31.751	43.846	19.099	104.9	3:24.576	
3	1:33.362	31.700	42.384	19.278	106.4	4:57.938	
4	1:36.230	31.382	44.519	20.329	103.3	6:34.168	
5	1:52.423	35.971	46.718	29.734	88.4	8:26.591	
6	2:13.542	41.650	1:06.793	25.099	74.4	10:40.133	
7	1:33.381	31.876	42.770	18.735	106.4	12:13.514	
8	1:32.413	31.153	42.581	18.679	107.5	13:45.927	
9	1:31.963	31.134	42.190	18.639	108.0	15:17.890	
10	1:31.340	30.687	42.127	18.526	108.8	16:49.230	
11	1:32.422	31.038	42.666	18.718	107.5	18:21.652	
12	1:33.966	32.235	42.492	19.239	105.7	19:55.618	
13	1:32.336	31.235	41.981	19.120	107.6	21:27.954	
121 JOHN DOE FRA ALEXIS MK 15 B							
1	1:49.750	43.919	45.778	20.053	90.5	1:49.750	
2	1:34.691	31.602	43.443	19.646	104.9	3:24.441	
3	1:33.356	31.142	42.741	19.473	106.4	4:57.797	
4	1:35.367	31.417	43.894	20.056	104.2	6:33.164	
5	1:52.497	35.319	46.029	31.149	88.3	8:25.661	
6	2:14.067	41.108	1:07.388	25.571	74.1	10:39.728	
7	1:33.159	31.529	42.602	19.028	106.7	12:12.887	
8	1:32.712	30.664	42.811	19.237	107.2	13:45.599	
9	1:33.821	31.348	43.075	19.398	105.9	15:19.420	
10	1:34.511	31.379	43.212	19.920	105.1	16:53.931	
11	1:34.135	31.577	43.308	19.250	105.6	18:28.066	
12	1:32.871	31.203	42.471	19.197	107.0	20:00.937	
13	1:33.614	31.121	42.824	19.669	106.1	21:34.551	



RICHARD MILLE





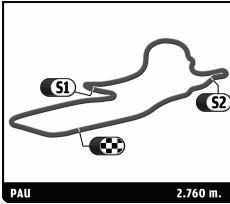
TROPHEE DES PYRENEES GRAND PRIX DE PAU HISTORIQUE

Race 2

Analysis by lap

Lapped

Nr	Lap Time	Gap	Nr	Lap Time	Gap	Nr	Lap Time	Gap	Nr	Lap Time	Gap	Nr	Lap Time	Gap
Lap 1			24	1:37.912	25.488	22	1:34.262	24.089	22	2:15.796	7.584	4	1:31.951	20.286
55	1:34.956		6	1:35.828	26.141	81	1:35.724	30.734	98	2:13.542	7.875	81	1:35.426	20.502
33	1:34.986	0.030	82	1:37.951	26.344	121	1:35.367	31.191	81	2:14.993	7.880	12	1:34.634	21.415
3	1:35.518	0.562	4	1:35.388	26.621	98	1:36.230	32.195	12	2:09.457	8.778	6	1:32.608	21.447
16	1:36.603	1.647	86	1:37.781	28.262	12	1:38.902	43.349	8	2:09.483	9.267	8	1:35.483	23.776
44	1:36.852	1.896	73	1:37.901	28.786	8	1:39.343	43.985	82	2:09.457	9.763	82	1:35.396	23.990
10	1:37.049	2.093	38	1:37.966	29.546	82	1:39.058	44.614	4	2:10.599	11.699	24	1:35.119	25.531
75	1:38.229	3.273	Lap 3			4	1:39.367	45.353	24	2:10.564	12.490	73	1:37.049	31.095
64	1:38.838	3.882	55	1:28.683		24	1:41.259	46.687	6	2:09.034	13.277	38	1:36.479	31.773
30	1:39.026	4.070	3	1:29.418	2.002	86	1:41.524	49.236	86	2:09.838	13.680	86	1:56.242	48.359
1	1:39.698	4.742	33	1:29.472	2.286	6	1:39.166	49.923	73	2:09.604	14.796	Lap 9		
31	1:40.619	5.663	16	1:29.888	3.826	73	1:42.009	51.081	38	1:58.844	15.037	55	1:28.625	
70	1:42.015	7.059	44	1:29.582	4.098	38	1:44.606	54.648	Lap 7			1	1:28.248	1.641
68	1:43.172	8.216	10	1:29.591	4.271	Lap 5			55	1:28.939		44	1:29.834	3.225
77	1:43.531	8.575	75	1:29.983	5.633	55	2:00.554		44	1:29.205	1.528	10	1:29.284	3.411
36	1:43.662	8.706	1	1:29.216	6.219	44	2:00.642	5.093	1	1:29.190	1.667	64	1:31.074	7.699
52	1:45.371	10.415	64	1:31.268	7.300	1	2:06.713	11.643	10	1:29.612	2.375	30	1:31.341	11.634
22	1:45.664	10.708	30	1:30.339	7.493	10	2:08.225	13.389	64	1:29.764	3.863	31	1:31.055	11.949
81	1:48.835	13.879	31	1:31.360	9.551	64	2:05.589	13.846	30	1:31.778	6.381	70	1:31.648	13.959
121	1:49.750	14.794	68	1:31.746	13.528	30	2:05.039	14.275	31	1:31.704	6.436	77	1:30.442	14.821
98	1:49.880	14.924	70	1:32.845	14.158	31	2:03.742	15.695	68	1:32.139	7.461	52	1:31.996	16.436
14	1:50.249	15.293	36	1:32.827	16.968	68	1:59.245	16.289	70	1:32.342	8.220	36	1:31.986	17.276
12	1:51.668	16.712	52	1:32.877	17.482	70	1:58.275	16.945	52	1:33.099	9.374	22	1:31.659	19.116
24	1:52.310	17.354	22	1:33.039	18.383	52	1:56.871	18.522	77	1:32.854	9.925	98	1:31.963	19.584
8	1:52.956	18.000	77	1:36.840	18.712	36	1:57.729	19.669	36	1:33.255	10.065	121	1:33.821	21.114
82	1:53.127	18.171	81	1:33.868	23.566	77	1:57.883	20.310	121	1:33.159	11.690	4	1:31.936	23.597
6	1:55.047	20.091	121	1:33.356	24.380	22	1:57.984	21.519	22	1:33.433	12.078	6	1:31.455	24.277
86	1:55.215	20.259	98	1:33.362	24.521	81	1:52.438	22.618	98	1:33.381	12.317	81	1:34.173	26.050
73	1:55.619	20.663	14	1:33.569	25.554	121	1:52.497	23.134	81	1:34.619	13.560	12	1:34.572	27.362
4	1:55.967	21.011	12	1:37.449	33.003	98	1:52.423	24.064	12	1:35.426	15.265	8	1:36.173	31.324
38	1:56.314	21.358	8	1:37.110	33.198	12	1:46.257	29.052	8	1:36.449	16.777	82	1:36.175	31.540
Lap 2			24	1:37.179	33.984	8	1:46.084	29.515	4	1:34.059	16.819	24	1:35.533	32.439
55	1:29.778		82	1:36.451	34.112	82	1:45.977	30.037	82	1:36.254	17.078	73	1:35.758	38.228
3	1:30.483	1.267	4	1:36.604	34.542	16	2:25.672	30.104	6	1:32.985	17.323	38	1:37.078	40.226
33	1:31.245	1.497	86	1:36.689	36.268	4	1:46.032	30.831	24	1:35.345	18.896	Lap 10		
16	1:30.752	2.621	73	1:37.525	37.628	24	1:45.524	31.657	86	1:35.860	20.601	55	1:28.318	
44	1:31.081	3.199	38	1:37.735	38.598	86	1:44.891	33.573	73	1:36.673	22.530	1	1:28.256	1.579
10	1:31.048	3.363	6	1:41.855	39.313	6	1:44.605	33.974	38	1:37.680	23.778	10	1:30.688	5.781
75	1:30.838	4.333	Lap 4			73	1:44.396	34.923	Lap 8			44	1:30.991	5.898
64	1:30.611	4.715	55	1:28.556		38	1:51.830	45.924	55	1:28.484		64	1:31.048	10.429
1	1:30.722	5.686	3	1:28.541	1.987	Lap 6			44	1:28.972	2.016	30	1:31.853	15.169
30	1:31.545	5.837	33	1:28.396	2.126	55	2:29.731		1	1:28.835	2.018	31	1:31.554	15.185
31	1:30.989	6.874	16	1:29.716	4.986	44	2:25.900	1.262	10	1:28.861	2.752	70	1:31.778	17.419
70	1:32.715	9.996	44	1:29.463	5.005	1	2:19.504	1.416	64	1:29.871	5.250	77	1:30.937	17.440
68	1:32.027	10.465	1	1:27.821	5.484	10	2:18.044	1.702	30	1:31.021	8.918	52	1:33.091	21.209
77	1:31.758	10.555	10	1:30.003	5.718	64	2:18.923	3.038	31	1:31.567	9.519	36	1:32.403	21.361
36	1:33.896	12.824	64	1:30.067	8.811	30	2:18.998	3.542	68	1:31.610	10.587	22	1:31.541	22.339
52	1:32.651	13.288	30	1:30.853	9.790	31	2:17.707	3.671	70	1:31.200	10.936	98	1:31.340	22.606
22	1:33.097	14.027	31	1:31.512	12.507	68	2:17.703	4.261	77	1:31.563	13.004	121	1:34.511	27.307
81	1:34.280	18.381	68	1:32.626	17.598	70	2:17.603	4.817	52	1:32.175	13.065	4	1:32.264	27.543
121	1:34.691	19.707	70	1:33.622	19.224	52	2:16.423	5.214	36	1:32.334	13.915	6	1:31.677	27.636
98	1:34.696	19.842	52	1:33.279	22.205	36	2:15.811	5.749	121	1:32.712	15.918	81	1:33.807	31.539
14	1:35.153	20.668	36	1:34.082	22.494	77	2:15.431	6.010	22	1:32.488	16.082	12	1:34.261	33.305
12	1:37.303	24.237	77	1:32.825	22.981	121	2:14.067	7.470	98	1:32.413	16.246	8	1:36.062	39.068
8	1:36.549	24.771												



TROPHEE DES PYRENEES
GRAND PRIX DE PAU HISTORIQUE
 Race 2

Analysis by lap

Lapped

Nr	Lap Time	Gap	Nr	Lap Time	Gap	Nr	Lap Time	Gap	Nr	Lap Time	Gap	Nr	Lap Time	Gap
82	1:35.982	39.204	55	1:28.840										
24	1:35.945	40.066	1	1:30.344	3.770									
73	1:37.072	46.982	10	1:28.438	5.968									
38	1:36.749	48.657	44	1:30.639	11.459									
Lap 11														
55	1:28.106		64	1:32.629	20.067									
1	1:28.381	1.854	31	1:30.209	22.647									
10	1:28.632	6.307	30	1:30.128	23.014									
44	1:30.219	8.011	77	1:35.311	28.679									
64	1:31.400	13.723	70	1:33.347	30.152									
31	1:31.639	18.718	36	1:31.772	33.396									
30	1:31.923	18.986	52	1:32.121	34.594									
77	1:30.468	19.802	22	1:32.447	35.266									
70	1:32.218	21.531	98	1:32.336	36.049									
52	1:33.285	26.388	4	1:33.418	41.374									
36	1:33.355	26.610	121	1:33.614	42.646									
22	1:32.552	26.785	6	1:33.640	42.844									
98	1:32.422	26.922	81	1:34.596	49.870									
4	1:33.104	32.541	12	1:35.497	53.615									
121	1:34.135	33.336	82	1:35.669	1'02.303									
6	1:33.976	33.506	24	1:35.968	1'03.856									
81	1:34.259	37.692	8	1:39.071	1'05.593									
12	1:34.846	40.045	73	1:38.122	1'13.638									
8	1:36.523	47.485	38	1:37.900	1'17.113									
82	1:36.505	47.603												
24	1:36.556	48.516												
73	1:37.083	55.959												
38	1:36.153	56.704												
Lap 12														
55	1:28.335													
1	1:28.747	2.266												
10	1:28.398	6.370												
44	1:29.984	9.660												
64	1:30.890	16.278												
31	1:30.895	21.278												
30	1:31.075	21.726												
77	1:30.741	22.208												
70	1:32.449	25.645												
36	1:32.189	30.464												
52	1:33.260	31.313												
22	1:33.209	31.659												
98	1:33.966	32.553												
4	1:32.590	36.796												
121	1:32.871	37.872												
6	1:32.873	38.044												
81	1:34.757	44.114												
12	1:35.248	46.958												
8	1:36.212	55.362												
82	1:36.206	55.474												
24	1:36.547	56.728												
73	1:36.732	1'04.356												
38	1:39.684	1'08.053												
Lap 13														