



# GRAND PRIX DE PAU HISTORIQUE

20 - 22 mai 2016

FORMULA FORD HISTORIC - P3

CIRCUIT DE PAU (2.76 km)

Liste des engagés (34)

N°	Nom	Nationalité	Vehicule	Catégorie	Trans. 1
2	GIRARDET Alain	SUI	LOLA T 200 - Ford	A	36649
3	LOMBARDI Pierre Alain	SUI	LOLA T 200 - Ford	A	36640
4	BUGAT François	FRA	ROYALE RP 24 - Ford	B	36534
8	RASCAGNÈRES Xavier	FRA	ROYALE RP 3 A - Ford	A	37284
9	CLERC Jean Michel	SUI	MERLYN Mk 20 - Ford	A	37625
10	GENECAND Gislain	SUI	CROSSLE 30 F - Ford	B	37207
14	CANTOUNAT Jean Jacques	FRA	ROYALE RP 16 - Ford	A	36531
16	MICHEL Xavier	FRA	VAN DIEMEN RF 81 - Ford	B	35992
17	MORRIS Brian	GBR	LOLA T 202 - Ford	A	0
18	DAGG Paul	IRL	CROSSLE 25 F - Ford	B	0
20	MANTZ Didier	FRA	JOMO JMR 7 - Ford	A	36645
22	VERHILLE Yannick	FR	LOLA T 342 - Ford	B	34577
23	NAVEAU Jacques	FR	MALLOCK U2 Mk9 FF - F...	A	36707
24	CANTOUNAT Sébastien	FR	VAN DIEMEN RF 79 - Ford	B	36530
26	COLOMBAT Didier	FR	VAN DIEMEN RF 80 - Ford	B	6007
30	RICHARD Bernard	FR	VAN DIEMEN RF 78 - Ford	B	36485
34	BÉGUINOT Manuel	FR	CROSSLE 30 F - Ford	B	37231
41	BARTELL Maxim	GBR	MERLYN Mk 20 A - Ford	A	0
42	JAMES Guy	FRA	CROSSLE 35 F - Ford	B	37622
43	GRANT Callum	GBR	MERLYN Mk 20 A - Ford	A	0
46	DIX Stuart	GBR	COOPER CHINOOK FF - ...	A	0
47	PLAISANT Michel	FRA	CROSSLE 32 F - Ford	B	37299
48	GUERET Erick	FRA	VAN DIEMEN RF 77 - Ford	B	39557
51	LACASSAGNE Jean Louis	FRA	MARCH 718 - Ford	A	0
55	PARKINGTON Ian	GBR	ROYALE RP 26 - Ford	B	0
56	FOWLER Neil	FRA	WINKELMANN WDF 2 - F...	A	0
57	WILD David	GBR	LOLA T 204 - Ford	A	0
76	PUYAU Claude	FRA	RAY F 81 - Ford	B	37290
77	DIONISOTTI Jean	SUI	VAN DIEMEN RF 79 - Ford	B	36662
81	LOVETT James	GBR	LOLA T 200 - Ford	A	0
88	PFEFFERLE Olivier	SUI	VAN DIEMEN RF 81 - Ford	B	36546
90	SIMON Alain	FRA	VAN DIEMEN RF 80 - Ford	B	36257
92	OGIER Jean Michel	FRA	VAN DIEMEN RF 80 - Ford	B	36626
99	VIGNES Alain	FRA	VAN DIEMEN RF 77 - Ford	B	37252

The Timekeeper  
Christian GUEGUEN

May 21, 2016 8:17 AM



# GRAND PRIX DE PAU HISTORIQUE

20 - 22 mai 2016

FORMULA FORD HISTORIC - P3

CIRCUIT DE PAU (2.76 km)

ESSAIS LIBRES / FREE PRACTICE

Classement sur le meilleur tour

Cl. / ...	N°	Nom / Name	Nat	Marque / Mark	Groupe...	S1	S2	S3	M. tour / B...	Au t...	Vites...
1	2	GIRARDET Alain	SUI	LOLA T 200 - Ford	A	29.378	40.301	18.738	1:28.417	6	112.3
2	77	DIONISOTTI Jean	SUI	VAN DIEMEN RF 79 - F...	B	30.001	40.732	18.878	1:29.611	8	110.8
3	56	FOWLER Neil	FRA	WINKELMANN WDF 2...	A	30.336	40.829	18.573	1:29.738	6	110.7
4	43	GRANT Callum	GBR	MERLYN Mk 20 A - Ford	A	30.272	41.311	18.531	1:30.114	11	110.2
5	41	BARTELL Maxim	GBR	MERLYN Mk 20 A - Ford	A	30.490	41.620	18.648	1:30.758	10	109.4
6	3	LOMBARDI Pierre Alain	SUI	LOLA T 200 - Ford	A	29.753	42.064	18.975	1:30.792	8	109.4
7	18	DAGG Paul	IRL	CROSSLE 25 F - Ford	B	30.414	41.567	18.946	1:30.927	6	109.2
8	42	JAMES Guy	FRA	CROSSLE 35 F - Ford	B	30.225	42.448	18.729	1:31.402	3	108.7
9	22	VERHILLE Yannick	FRA	LOLA T 342 - Ford	B	30.581	42.079	19.304	1:31.964	11	108.0
10	20	MANTZ Didier	FRA	JOMO JMR 7 - Ford	A	31.115	41.771	19.445	1:32.331	8	107.6
11	57	WILD David	GBR	LOLA T 204 - Ford	A	31.531	42.587	19.413	1:33.531	4	106.2
12	90	SIMON Alain	FRA	VAN DIEMEN RF 80 - F...	B	31.660	42.823	19.079	1:33.562	4	106.1
13	99	VIGNES Alain	FRA	VAN DIEMEN RF 77 - F...	B	30.909	43.978	19.233	1:34.120	10	105.5
14	14	CANTOUNAT Jean Jacques	FRA	ROYALE RP 16 - Ford	A	31.185	43.317	19.822	1:34.324	9	105.3
15	17	MORRIS Brian	GBR	LOLA T 202 - Ford	A	31.946	43.071	19.482	1:34.499	7	105.1
16	47	PLAISANT Michel	FRA	CROSSLE 32 F - Ford	B	31.898	43.544	19.985	1:35.427	3	104.1
17	30	RICHARD Bernard	FRA	ALEXIS MK 18 B	A	31.921	44.892	19.288	1:36.101	6	103.3
18	81	LOVETT James	GBR	LOLA T 200 - Ford	A	32.407	44.388	19.721	1:36.516	3	102.9
19	24	CANTOUNAT Sébastien	FRA	VAN DIEMEN RF 79 - F...	B	31.810	45.420	20.030	1:37.260	5	102.1
20	9	CLERC Jean Michel	SUI	MERLYN Mk 20 - Ford	A	31.877	45.512	20.255	1:37.644	9	101.7
21	46	DIX Stuart	GBR	COOPER CHINOOK F...	A	33.504	45.456	20.174	1:39.134	2	100.2
22	48	GUERET Erick	FRA	VAN DIEMEN RF 77 - F...	B	32.848	45.748	20.621	1:39.217	9	100.1
23	23	NAVEAU Jacques	FRA	MALLOCK U2 Mk9 FF ...	A	33.163	46.562	20.453	1:40.178	10	99.1
24	76	PUYAU Claude	FRA	RAY F 81 - Ford	B	33.938	45.845	20.748	1:40.531	4	98.8
25	8	RASCAGNÈRES Xavier	FRA	ROYALE RP 3 A - Ford	A	34.090	46.829	20.956	1:41.875	5	97.5
26	4	BUGAT François	FRA	ROYALE RP 24 - Ford	B	-	-	-	-	0	-
27	55	PARKINGTON Ian	GBR	ROYALE RP 26 - Ford	B	-	-	-	-	0	-
28	10	GENECAND Gislain	SUI	CROSSLE 30 F - Ford	B	-	-	-	-	0	-
29	26	COLOMBAT Didier	FRA	VAN DIEMEN RF 80 - F...	B	-	-	-	-	0	-
30	34	BÉGUINOT Manuel	FRA	CROSSLE 30 F - Ford	B	-	-	-	-	0	-
31	92	OGIER Jean Michel	FRA	VAN DIEMEN RF 80 - F...	B	-	-	-	-	0	-

**M. tour / B Lap : 1:28.417 (112.3 km/h), (N°2) GIRARDET Alain**


SOUS RESERVES DE VERIFICATIONS TECHNIQUES EN COURS OU D'INCIDENTS D'ORDRE SPORTIF  
SUBJET SCRUTINEERING OR SPORTING INCIDENTS

LE DIRECTEUR DE COURSE / RACE DIRECTOR

DATE ET HEURE D'AFFICHAGE / POST TIMING

LE CHRONOMETRAGE / TIMEKEEPING

Le Directeur de Course / The Race Director  
René PASCOU



Le Chronométrateur / The Timekeeper  
Christian GUEGUEN



11:43

Heure d'affichage / Posting Time 21 mai 2016 11:44

# GRAND PRIX DE PAU HISTORIQUE

20 - 22 mai 2016

FORMULA FORD HISTORIC - P3

CIRCUIT DE PAU (2.76 km)

ESSAIS LIBRES / FREE PRACTICE

Tour par tour

NT / NL	Temps total	S1	S2	S3	Tps. tour	NT / NL	Temps total	S1	S2	S3	Tps. tour
<b>N° 2, GIRARDET Alain, Clt / Rk 1</b>						10	19:01.345	32.037	46.557	21.354	1:39.948
1	3:49.702	2:12.043	46.061	21.061	1:40.887	11	20:43.518	32.509	49.438	20.226	1:42.173
2	5:19.518	30.818	40.409	18.589	1:29.816	<b>N° 10, GENECAUD Gislain, Clt / Rk 28</b>					
3	6:49.735	30.903	40.669	18.645	1:30.217	1	4:21.375	2:49.070	49.738	31.233	Pit In
4	8:19.352	30.103	40.735	18.779	1:29.617	2	8:38.640	-	46.420	28.975	Pit In
5	9:48.043	29.734	40.201	18.756	1:28.691	3	13:59.730	-	45.354	33.227	Pit In
6	11:16.460	29.378	40.301	18.738	1:28.417	<b>N° 14, CANTOUNAT Jean Jacques, Clt / Rk 14</b>					
7	12:46.009	29.867	40.481	19.201	1:29.549	1	4:06.712	2:34.262	47.709	21.119	1:46.380
8	14:15.821	29.756	41.182	18.874	1:29.812	2	5:45.687	32.650	45.395	20.930	1:38.975
9	15:44.368	29.962	40.092	18.493	1:28.547	3	7:22.169	32.436	44.173	19.873	1:36.482
10	17:14.240	30.126	40.352	19.394	1:29.872	4	8:59.080	32.512	44.844	19.555	1:36.911
11	19:12.728	36.988	47.428	34.072	Pit In	5	10:36.395	31.948	45.287	20.080	1:37.315
<b>N° 3, LOMBARDI Pierre Alain, Clt / Rk 6</b>						6	12:14.273	32.584	44.667	20.627	1:37.878
1	3:25.551	2:16.383	44.050	19.190	1:35.530	7	13:52.264	32.020	45.613	20.358	1:37.991
2	5:00.972	33.703	42.461	19.257	1:35.421	8	15:27.748	31.573	44.211	19.700	1:35.484
3	6:31.855	30.505	41.551	18.827	1:30.883	9	17:02.072	31.185	43.317	19.822	1:34.324
4	8:03.460	29.884	43.025	18.696	1:31.605	10	18:36.416	31.325	43.141	19.878	1:34.344
5	9:47.736	30.266	43.021	30.989	Pit In	11	20:12.201	31.462	44.119	20.204	1:35.785
6	12:15.776	-	42.052	19.103	2:28.040	<b>N° 17, MORRIS Brian, Clt / Rk 15</b>					
7	13:47.272	29.963	42.502	19.031	1:31.496	1	3:39.859	2:17.310	47.416	19.914	1:40.838
8	15:18.064	29.753	42.064	18.975	1:30.792	2	5:19.887	33.071	46.015	20.942	1:40.028
9	16:48.877	30.068	41.781	18.964	1:30.813	3	7:12.180	36.989	45.158	30.146	Pit In
10	18:20.029	30.137	41.979	19.036	1:31.152	4	15:18.957	-	44.896	19.252	8:06.777
11	20:07.176	30.013	43.056	34.078	Pit In	5	16:53.589	31.327	43.722	19.583	1:34.632
<b>N° 4, BUGAT François, Clt / Rk 26</b>						6	18:28.448	31.699	43.664	19.496	1:34.859
1	-	2:24.019	46.523	-	-	7	20:02.947	31.946	43.071	19.482	1:34.499
<b>N° 8, RASCAGNÈRES Xavier, Clt / Rk 25</b>						<b>N° 18, DAGG Paul, Clt / Rk 7</b>					
1	3:54.746	2:24.286	50.474	21.766	1:49.647	1	3:32.225	2:16.652	43.282	19.019	1:35.266
2	5:44.621	36.481	52.063	21.331	1:49.875	2	5:05.525	30.981	43.443	18.876	1:33.300
3	7:27.753	35.071	47.447	20.614	1:43.132	3	6:38.421	30.492	43.284	19.120	1:32.896
4	9:10.608	34.179	48.344	20.332	1:42.855	4	8:09.885	30.752	42.012	18.700	1:31.464
5	10:52.483	34.090	46.829	20.956	1:41.875	5	9:41.003	30.275	42.164	18.679	1:31.118
6	12:59.261	36.806	54.471	35.501	Pit In	6	11:11.930	30.414	41.567	18.946	1:30.927
<b>N° 9, CLERC Jean Michel, Clt / Rk 20</b>						7	12:47.054	30.431	43.140	21.553	1:35.124
1	3:58.837	2:23.696	50.094	22.398	1:47.822	8	14:30.612	30.578	43.040	29.940	1:43.558
2	5:46.300	34.340	51.389	21.734	1:47.463	9	16:32.799	47.219	55.636	19.332	2:02.187
3	7:28.243	33.822	47.591	20.530	1:41.943	10	18:13.344	30.387	43.220	26.938	1:40.545
4	9:09.410	32.774	47.557	20.836	1:41.167	11	20:36.243	47.842	56.332	38.725	Pit In
5	10:48.899	32.309	46.926	20.254	1:39.489						
6	12:27.289	32.291	46.047	20.052	1:38.390						
7	14:05.015	31.653	45.604	20.469	1:37.726						
8	15:43.753	31.837	46.658	20.243	1:38.738						
9	17:21.397	31.877	45.512	20.255	1:37.644						

# GRAND PRIX DE PAU HISTORIQUE

20 - 22 mai 2016

FORMULA FORD HISTORIC - P3

CIRCUIT DE PAU (2.76 km)

ESSAIS LIBRES / FREE PRACTICE

Tour par tour

NT / NL	Temps total	S1	S2	S3	Tps. tour	NT / NL	Temps total	S1	S2	S3	Tps. tour
<b>N° 20, MANTZ Didier, Clt / Rk 10</b>						<b>N° 30, RICHARD Bernard, Clt / Rk 17</b>					
1	3:54.960	2:12.922	45.748	21.853	1:43.241	1	3:39.383	2:17.448	47.575	20.120	1:41.501
2	5:29.683	31.782	43.054	19.887	1:34.723	2	5:19.418	34.381	45.396	20.258	1:40.035
3	7:06.723	33.227	44.617	19.196	1:37.040	3	7:02.657	38.919	44.334	19.986	1:43.239
4	8:40.928	31.241	43.388	19.576	1:34.205	4	8:40.277	33.669	44.564	19.387	1:37.620
5	10:15.545	32.781	42.575	19.261	1:34.617	5	10:20.076	33.110	45.316	21.373	1:39.799
6	11:48.771	31.270	42.348	19.608	1:33.226	6	11:56.177	31.921	44.892	19.288	1:36.101
7	13:21.214	31.124	41.984	19.335	1:32.443	7	13:34.278	32.745	45.100	20.256	1:38.101
8	14:53.545	31.115	41.771	19.445	1:32.331	8	-	43.758	1:00.363	-	-
9	16:26.715	31.158	42.785	19.227	1:33.170	<b>N° 41, BARTELL Maxim, Clt / Rk 5</b>					
10	18:11.460	31.378	42.115	31.252	Pit In	1	3:52.512	2:17.352	44.765	20.973	1:41.296
<b>N° 22, VERHILLE Yannick, Clt / Rk 9</b>						2	5:29.571	31.296	45.564	20.199	1:37.059
1	3:27.728	2:19.050	45.009	19.814	1:38.472	3	7:04.553	31.818	44.369	18.795	1:34.982
2	5:03.969	32.725	43.908	19.608	1:36.241	4	8:37.068	31.495	41.835	19.185	1:32.515
3	6:38.496	31.413	43.272	19.842	1:34.527	5	10:08.071	30.668	41.478	18.857	1:31.003
4	8:12.874	31.977	42.939	19.462	1:34.378	6	11:38.963	30.516	41.549	18.827	1:30.892
5	9:45.835	30.791	42.807	19.363	1:32.961	7	13:12.001	30.364	42.341	20.333	1:33.038
6	11:19.263	31.071	43.169	19.188	1:33.428	8	14:43.612	31.229	41.608	18.774	1:31.611
7	12:51.317	30.605	42.256	19.193	1:32.054	9	16:14.845	30.420	41.941	18.872	1:31.233
8	14:24.294	31.142	42.437	19.398	1:32.977	10	17:45.603	30.490	41.620	18.648	1:30.758
9	15:58.265	30.582	43.879	19.510	1:33.971	11	19:17.262	30.326	42.538	18.795	1:31.659
10	17:31.115	30.970	42.510	19.370	1:32.850	12	20:48.078	30.471	41.400	18.945	1:30.816
11	19:03.079	30.581	42.079	19.304	1:31.964	<b>N° 42, JAMES Guy, Clt / Rk 8</b>					
12	20:36.682	31.557	42.673	19.373	1:33.603	1	4:05.927	2:18.193	45.841	19.167	1:41.192
<b>N° 23, NAVEAU Jacques, Clt / Rk 23</b>						2	5:41.531	30.732	45.980	18.892	1:35.604
1	4:08.551	2:27.177	48.280	20.511	1:45.567	3	7:12.933	30.225	42.448	18.729	1:31.402
2	5:49.840	33.834	46.984	20.471	1:41.289	4	8:44.742	30.318	42.743	18.748	1:31.809
3	7:31.310	33.744	47.053	20.673	1:41.470	5	10:19.113	30.659	44.405	19.307	1:34.371
4	9:12.070	34.017	46.614	20.129	1:40.760	6	11:50.612	30.258	42.348	18.893	1:31.499
5	10:52.533	33.285	46.816	20.362	1:40.463	7	13:23.471	30.215	43.741	18.903	1:32.859
6	12:37.748	36.960	48.096	20.159	1:45.215	8	14:55.014	30.100	42.619	18.824	1:31.543
7	14:18.069	32.896	47.119	20.306	1:40.321	9	16:26.747	30.535	42.518	18.680	1:31.733
8	16:00.153	33.718	47.936	20.430	1:42.084	10	18:13.005	31.628	42.804	31.826	Pit In
9	17:41.168	33.485	46.989	20.541	1:41.015	11	21:02.161	-	58.691	37.772	Pit In
10	19:21.346	33.163	46.562	20.453	1:40.178	<b>N° 43, GRANT Callum, Clt / Rk 4</b>					
11	21:01.810	34.456	45.864	20.144	1:40.464	1	3:57.567	2:13.658	43.663	19.217	1:36.920
<b>N° 24, CANTOUNAT Sébastien, Clt / Rk 19</b>						2	5:31.105	31.906	42.592	19.040	1:33.538
1	3:54.145	2:36.852	53.912	23.370	1:52.160	3	7:10.491	33.051	46.085	20.250	1:39.386
2	5:39.521	36.508	48.105	20.763	1:45.376	4	8:41.242	30.310	41.482	18.959	1:30.751
3	7:19.660	33.847	46.177	20.115	1:40.139	5	10:15.552	32.927	42.609	18.774	1:34.310
4	9:01.255	34.004	47.292	20.299	1:41.595	6	11:45.991	30.467	40.896	19.076	1:30.439
5	10:38.515	31.810	45.420	20.030	1:37.260	7	13:17.615	30.734	41.640	19.250	1:31.624
6	12:17.031	31.579	45.719	21.218	1:38.516	8	14:48.897	30.344	41.989	18.949	1:31.282
7	-	32.147	46.837	-	-	9	16:20.854	31.587	41.696	18.674	1:31.957

# GRAND PRIX DE PAU HISTORIQUE

20 - 22 mai 2016

FORMULA FORD HISTORIC - P3

CIRCUIT DE PAU (2.76 km)

ESSAIS LIBRES / FREE PRACTICE

Tour par tour

NT / NL	Temps total	S1	S2	S3	Tps. tour	NT / NL	Temps total	S1	S2	S3	Tps. tour
<b>N° 43, GRANT Callum, Clt / Rk 4</b>						3	6:31.970	30.480	41.378	18.670	1:30.528
5	10:15.552	32.927	42.609	18.774	1:34.310	4	8:02.700	30.544	41.514	18.672	1:30.730
6	11:45.991	30.467	<b>40.896</b>	19.076	1:30.439	5	9:32.938	30.397	41.175	18.666	1:30.238
7	13:17.615	30.734	41.640	19.250	1:31.624	6	11:02.676	30.336	<b>40.829</b>	<b>18.573</b>	<b>1:29.738</b>
8	14:48.897	30.344	41.989	18.949	1:31.282	7	12:35.463	<b>29.904</b>	44.284	18.599	1:32.787
9	16:20.854	31.587	41.696	18.674	1:31.957	8	14:25.538	30.906	47.798	31.371	Pit In
10	17:52.217	31.013	41.637	18.713	1:31.363	<b>N° 57, WILD David, Clt / Rk 11</b>					
11	19:22.331	<b>30.272</b>	41.311	<b>18.531</b>	<b>1:30.114</b>	1	3:40.118	2:15.844	47.417	19.724	1:40.788
12	20:53.423	30.949	41.148	18.995	1:31.092	2	5:17.138	33.222	44.640	<b>19.158</b>	1:37.020
<b>N° 46, DIX Stuart, Clt / Rk 21</b>						3	6:51.034	<b>31.080</b>	43.549	19.267	1:33.896
1	3:47.998	2:28.036	49.085	20.866	1:45.391	4	8:24.565	31.531	<b>42.587</b>	19.413	<b>1:33.531</b>
2	5:27.132	33.504	<b>45.456</b>	<b>20.174</b>	<b>1:39.134</b>	5	9:59.490	31.703	43.486	19.736	1:34.925
3	7:22.997	<b>33.235</b>	49.340	33.290	Pit In	6	11:33.277	31.181	42.969	19.637	1:33.787
<b>N° 47, PLAISANT Michel, Clt / Rk 16</b>						7	13:19.564	31.703	45.999	28.585	Pit In
1	3:36.254	2:21.238	45.265	20.141	1:39.139	<b>N° 76, PUYAU Claude, Clt / Rk 24</b>					
2	5:12.263	31.815	43.987	20.207	1:36.009	1	4:08.600	2:30.441	50.483	21.055	1:49.984
3	6:47.690	31.898	43.544	<b>19.985</b>	<b>1:35.427</b>	2	5:53.944	36.940	48.273	<b>20.131</b>	1:45.344
4	8:24.036	31.832	44.429	20.085	1:36.346	3	7:34.503	34.911	<b>45.292</b>	20.356	1:40.559
5	9:59.571	<b>31.346</b>	43.800	20.389	1:35.535	4	9:15.034	<b>33.938</b>	45.845	20.748	<b>1:40.531</b>
6	11:35.334	31.915	43.653	20.195	1:35.763	5	10:58.024	34.524	46.983	21.483	1:42.990
7	13:11.715	31.682	44.291	20.408	1:36.381	6	12:48.970	34.491	53.086	23.369	1:50.946
8	14:48.178	32.003	<b>43.107</b>	21.353	1:36.463	7	14:32.409	35.375	46.917	21.147	1:43.439
9	16:28.013	33.723	44.596	21.516	1:39.835	8	16:17.521	36.865	47.657	20.590	1:45.112
10	18:14.896	32.176	45.136	29.571	Pit In	9	18:09.754	35.051	54.870	22.312	1:52.233
11	21:16.301	-	44.000	23.427	3:01.405	10	20:03.051	39.337	51.168	22.792	1:53.297
<b>N° 48, GUERET Erick, Clt / Rk 22</b>						<b>N° 77, DIONISOTTI Jean, Clt / Rk 2</b>					
1	3:49.372	2:20.186	46.931	21.221	1:43.462	1	3:56.830	2:15.243	42.539	19.066	1:36.830
2	5:29.525	32.905	46.806	<b>20.442</b>	1:40.153	2	5:29.854	31.741	41.525	19.758	1:33.024
3	7:10.604	33.069	46.821	21.189	1:41.079	3	7:03.923	31.759	43.609	18.701	1:34.069
4	8:51.181	33.591	46.352	20.634	1:40.577	4	8:34.811	30.627	41.185	19.076	1:30.888
5	10:31.265	33.368	46.117	20.599	1:40.084	5	10:05.855	30.719	40.892	19.433	1:31.044
6	12:11.399	32.948	46.443	20.743	1:40.134	6	11:35.658	29.996	40.724	19.083	1:29.803
7	13:52.857	33.077	47.010	21.371	1:41.458	7	13:06.558	30.530	41.458	18.912	1:30.900
8	15:35.100	32.926	48.431	20.886	1:42.243	8	14:36.169	30.001	40.732	18.878	<b>1:29.611</b>
9	17:14.317	32.848	<b>45.748</b>	20.621	<b>1:39.217</b>	9	16:06.175	30.557	<b>40.451</b>	18.998	1:30.006
10	19:01.535	37.371	47.426	22.421	1:47.218	10	17:36.712	30.492	41.401	<b>18.644</b>	1:30.537
11	20:42.055	<b>32.691</b>	46.527	21.302	1:40.520	11	19:06.661	30.505	40.549	18.895	1:29.949
<b>N° 55, PARKINGTON Ian, Clt / Rk 27</b>						12	20:37.929	<b>29.789</b>	42.531	18.948	1:31.268
1	4:08.912	2:22.533	57.015	42.570	Pit In	<b>N° 56, FOWLER Neil, Clt / Rk 3</b>					
1	3:25.570	2:13.118	41.717	18.628	1:32.889	1	3:25.570	2:13.118	41.717	18.628	1:32.889
2	5:01.442	34.280	42.612	18.980	1:35.872	2	5:01.442	34.280	42.612	18.980	1:35.872

# GRAND PRIX DE PAU HISTORIQUE

20 - 22 mai 2016

FORMULA FORD HISTORIC - P3

CIRCUIT DE PAU (2.76 km)

ESSAIS LIBRES / FREE PRACTICE

Tour par tour

NT / NL	Temps total	S1	S2	S3	Tps. tour	NT / NL	Temps total	S1	S2	S3	Tps. tour
---------	-------------	----	----	----	-----------	---------	-------------	----	----	----	-----------

N° 81, LOVETT James, Clt / Rk 18

1	3:58.884	2:24.667	46.321	19.818	1:40.519
2	5:44.322	32.799	52.247	20.392	1:45.438
3	7:20.838	<b>32.407</b>	<b>44.388</b>	<b>19.721</b>	<b>1:36.516</b>
4	8:58.420	32.484	45.220	19.878	1:37.582
5	10:35.864	32.411	45.015	20.018	1:37.444
6	12:26.067	32.569	44.931	32.703	Pit In

N° 90, SIMON Alain, Clt / Rk 12

1	3:55.125	2:12.838	43.961	19.551	1:35.538
2	5:30.687	32.632	43.944	<b>18.986</b>	1:35.562
3	7:10.675	32.892	46.203	20.893	1:39.988
4	8:44.237	31.660	<b>42.823</b>	19.079	<b>1:33.562</b>
5	10:19.159	30.869	44.264	19.789	1:34.922
6	11:52.946	31.027	43.626	19.134	1:33.787
7	13:53.915	36.589	50.307	34.073	Pit In
8	16:00.008	-	47.628	19.454	2:06.093
9	17:35.574	30.910	45.150	19.506	1:35.566
10	19:10.271	32.276	43.114	19.307	1:34.697
11	20:45.460	<b>30.780</b>	44.865	19.544	1:35.189

N° 99, VIGNES Alain, Clt / Rk 13

1	4:13.243	2:26.316	48.173	21.116	1:44.938
2	5:52.677	33.052	46.355	20.027	1:39.434
3	7:31.213	32.051	46.542	19.943	1:38.536
4	9:09.317	31.721	46.361	20.022	1:38.104
5	10:44.534	31.152	44.769	19.296	1:35.217
6	12:19.522	31.420	<b>43.772</b>	19.796	1:34.988
7	13:55.061	31.328	44.814	19.397	1:35.539
8	15:32.856	31.286	46.914	19.595	1:37.795
9	17:08.846	31.545	44.914	19.531	1:35.990
10	18:42.966	<b>30.909</b>	43.978	<b>19.233</b>	<b>1:34.120</b>
11	20:18.857	31.400	44.072	20.419	1:35.891

# GRAND PRIX DE PAU HISTORIQUE

20 - 22 mai 2016

FORMULA FORD HISTORIC - P3

CIRCUIT DE PAU (2.76 km)

ESSAIS QUALIFS / QUALIFYING PRACTICE

Classement sur le meilleur tour

Clt /...	N°	Nom / Name	Nat	Marque / Mark	Grou...	S1	S2	S3	M. tour / B...	Au t...	Vites...
1	2	GIRARDET Alain	SUI	LOLA T 200 - Ford	A	29.574	39.800	18.511	1:27.885	9	113.0
2	10	GENECAND Gislain	SUI	CROSSLE 30 F - Fo...	B	29.483	40.323	18.418	1:28.224	10	112.6
3	77	DIONISOTTI Jean	SUI	VAN DIEMEN RF 7...	B	30.018	39.995	18.680	1:28.693	2	112.0
4	41	BARTELL Maxim	GBR	MERLYN Mk 20 A -...	A	30.179	40.416	18.483	1:29.078	15	111.5
5	43	GRANT Callum	GBR	MERLYN Mk 20 A -...	A	30.084	40.533	18.496	1:29.113	14	111.4
6	56	FOWLER Neil	GBR	WINKELMANN WD...	A	30.017	40.605	18.607	1:29.229	5	111.3
7	26	COLOMBAT Didier	FRA	VAN DIEMEN RF 8...	B	30.052	40.474	18.741	1:29.267	3	111.3
8	3	LOMBARDI Pierre Alain	SUI	LOLA T 200 - Ford	A	29.695	41.602	18.817	1:30.114	2	110.2
9	18	DAGG Paul	IRL	CROSSLE 25 F - Fo...	B	30.059	41.898	18.626	1:30.583	3	109.6
10	42	JAMES Guy	FRA	CROSSLE 35 F - Fo...	B	29.733	42.158	18.882	1:30.773	6	109.4
11	99	VIGNES Alain	FRA	VAN DIEMEN RF 7...	B	30.487	41.988	18.832	1:31.307	13	108.8
12	46	DIX Stuart	GBR	COOPER CHINOO...	A	30.573	41.923	19.143	1:31.639	13	108.4
13	55	PARKINGTON Ian	GBR	ROYALE RP 26 - F...	B	30.895	41.751	19.027	1:31.673	13	108.3
14	20	MANTZ Didier	FRA	JOMO JMR 7 - Ford	A	30.713	41.840	19.211	1:31.764	4	108.2
15	90	SIMON Alain	FRA	VAN DIEMEN RF 8...	B	30.294	42.679	19.198	1:32.171	9	107.7
16	22	VERHILLE Yannick	FRA	LOLA T 342 - Ford	B	30.808	41.855	19.576	1:32.239	3	107.7
17	4	BUGAT François	FRA	ROYALE RP 24 - F...	B	31.368	41.913	19.007	1:32.288	11	107.6
18	30	RICHARD Bernard	FRA	ALEXIS MK 18 B	A	30.534	42.371	19.408	1:32.313	3	107.6
19	14	CANTOUNAT Jean Jacques	FRA	ROYALE RP 16 - F...	A	31.062	42.126	19.304	1:32.492	11	107.4
20	57	WILD David	GBR	LOLA T 204 - Ford	A	31.288	42.253	19.093	1:32.634	2	107.2
21	17	MORRIS Brian	GBR	LOLA T 202 - Ford	A	30.775	42.808	19.468	1:33.051	4	106.7
22	47	PLAISANT Michel	FRA	CROSSLE 32 F - Fo...	B	31.341	43.042	20.220	1:34.603	6	105.0
23	9	CLERC Jean Michel	SUI	MERLYN Mk 20 - F...	A	31.007	45.582	19.836	1:36.425	13	103.0
24	81	LOVETT James	GBR	LOLA T 200 - Ford	A	32.419	44.481	20.017	1:36.917	13	102.5
25	48	GUERET Erick	FRA	VAN DIEMEN RF 7...	B	32.022	45.208	20.534	1:37.764	12	101.6
26	23	NAVEAU Jacques	FRA	MALLOCK U2 Mk9...	A	32.041	46.108	19.869	1:38.018	3	101.3
27	76	PUYAU Claude	FRA	RAY F 81 - Ford	B	33.002	44.966	20.357	1:38.325	4	101.0
28	8	RASCAGNÈRES Xavier	FRA	ROYALE RP 3 A - F...	A	33.707	46.721	21.069	1:41.497	9	97.8

**Non Partant / No Start**

29	24	CANTOUNAT Sébastien	FRA	VAN DIEMEN RF 7...	B	-	-	-	-	0	-
30	34	BÉGUINOT Manuel	FRA	CROSSLE 30 F - Fo...	B	-	-	-	-	0	-
31	92	OGIER Jean Michel	FRA	VAN DIEMEN RF 8...	B	-	-	-	-	0	-

**M. tour / B Lap : 1:27.885 (113.0 km/h), (N°2) GIRARDET Alain**


SOUS RESERVES DE VERIFICATIONS TECHNIQUES EN COURS OU D'INCIDENTS D'ORDRE SPORTIF  
SUBJET SCRUTINEERING OR SPORTING INCIDENTS

LE DIRECTEUR DE COURSE / RACE DIRECTOR

DATE ET HEURE D'AFFICHAGE/ POST TIMING

LE CHRONOMETRAGE / TIMEKEEPING

Le Chronométrateur / The Timekeeper  
Christian GUEGUEN



16:26

# GRAND PRIX DE PAU HISTORIQUE

20 - 22 mai 2016

FORMULA FORD HISTORIC - P3

CIRCUIT DE PAU (2.76 km)

ESSAIS QUALIFS / QUALIFYING PRACTICE

Tour par tour

NT / NL	Temps total	S1	S2	S3	Tps. tour	NT / NL	Temps total	S1	S2	S3	Tps. tour
<b>N° 2, GIRARDET Alain, Clt / Rk 1</b>						<b>N° 9, CLERC Jean Michel, Clt / Rk 23</b>					
1	4:14.896	2:10.263	40.492	18.712	1:29.726	7	14:14.195	34.077	48.348	21.205	1:43.630
2	5:43.638	29.837	40.036	18.869	1:28.742	8	15:56.286	33.536	46.879	21.676	1:42.091
3	7:12.933	30.301	40.351	18.643	1:29.295	9	17:37.783	33.707	46.721	21.069	1:41.497
4	8:44.948	29.690	43.090	19.235	1:32.015	10	19:19.662	33.184	47.669	21.026	1:41.879
5	10:34.878	35.209	44.248	30.473	Pit In	11	21:01.365	33.690	47.182	20.831	1:41.703
6	12:57.112	-	46.636	19.129	2:22.234	12	22:45.967	36.015	47.570	21.017	1:44.602
7	14:25.881	29.966	40.194	18.609	1:28.769	13	24:28.380	33.841	46.785	21.787	1:42.413
8	15:55.883	29.650	39.885	20.467	1:30.002	<b>N° 10, GENECAUD Gislain, Clt / Rk 2</b>					
9	17:23.768	29.574	39.800	18.511	1:27.885	1	3:37.333	2:23.085	47.852	20.258	1:44.419
10	18:52.101	30.107	39.744	18.482	1:28.333	2	5:17.950	32.547	47.772	20.298	1:40.617
11	20:55.056	34.353	54.345	34.257	Pit In	3	7:01.289	32.083	50.905	20.351	1:43.339
<b>N° 3, LOMBARDI Pierre Alain, Clt / Rk 8</b>						4	8:42.553	32.289	48.941	20.034	1:41.264
1	3:12.674	2:07.526	42.324	18.896	1:32.109	5	10:21.270	31.785	46.119	20.813	1:38.717
2	4:42.788	29.695	41.602	18.817	1:30.114	6	11:59.401	31.352	46.357	20.422	1:38.131
3	6:13.249	29.903	41.631	18.927	1:30.461	7	13:37.358	31.894	46.086	19.977	1:37.957
4	7:45.267	30.418	42.760	18.840	1:32.018	8	15:14.238	31.271	45.160	20.449	1:36.880
5	9:15.743	30.147	41.439	18.890	1:30.476	9	16:57.841	34.085	49.651	19.867	1:43.603
6	10:46.040	29.652	41.229	19.416	1:30.297	10	18:35.344	31.594	45.746	20.163	1:37.503
7	12:16.224	29.893	41.194	19.097	1:30.184	11	20:14.467	33.788	45.481	19.854	1:39.123
8	19:13.452	5:55.570	42.706	18.952	6:57.228	12	21:51.570	31.338	45.882	19.883	1:37.103
9	20:44.452	30.629	41.393	18.978	1:31.000	13	23:27.995	31.007	45.582	19.836	1:36.425
10	-	35.825	46.526	-	-	14	25:05.953	31.071	46.553	20.334	1:37.958
<b>N° 4, BUGAT François, Clt / Rk 17</b>						<b>N° 8, RASCAGNÈRES Xavier, Clt / Rk 28</b>					
1	3:45.746	2:13.435	44.596	19.600	1:37.395	1	3:56.259	2:23.821	48.662	20.525	1:44.996
2	5:25.403	34.749	45.282	19.626	1:39.657	2	5:40.230	35.024	48.136	20.811	1:43.971
3	7:02.445	32.297	45.369	19.376	1:37.042	3	7:23.955	34.681	48.095	20.949	1:43.725
4	8:38.096	31.609	44.533	19.509	1:35.651	4	9:04.959	-	-	-	1:41.004
5	10:13.797	32.689	42.935	20.077	1:35.701	5	10:46.608	33.529	46.903	21.217	1:41.649
6	11:46.794	30.830	42.800	19.367	1:32.997	6	12:30.565	34.627	48.213	21.117	1:43.957
7	13:21.108	30.772	44.087	19.455	1:34.314	<b>N° 14, CANTOUNAT Jean Jacques, Clt / Rk 19</b>					
8	15:09.381	34.008	47.461	26.804	1:48.273	1	3:44.373	2:13.536	44.113	19.942	1:36.701
9	16:52.254	37.464	45.522	19.887	1:42.873	2	5:23.602	33.184	45.729	20.316	1:39.229
10	18:26.536	30.756	43.938	19.588	1:34.282	3	6:59.260	32.474	43.598	19.586	1:35.658
11	19:58.824	31.368	41.913	19.007	1:32.288	4	8:34.694	31.212	44.271	19.951	1:35.434
12	21:39.756	33.015	45.274	22.643	1:40.932	5	10:10.217	31.852	43.302	20.369	1:35.523
13	23:33.908	36.254	45.166	32.732	Pit In						



## GRAND PRIX DE PAU HISTORIQUE

20 - 22 mai 2016

FORMULA FORD HISTORIC - P3

CIRCUIT DE PAU (2.76 km)

ESSAIS QUALIFS / QUALIFYING PRACTICE

Tour par tour

NT / NL	Temps total	S1	S2	S3	Tps. tour	NT / NL	Temps total	S1	S2	S3	Tps. tour
<b>N° 14, CANTOUNAT Jean Jacques, Clt / Rk 19</b>						13	24:55.696	31.207	41.924	19.366	1:32.497
2	5:23.602	33.184	45.729	20.316	1:39.229	14	26:44.251	32.875	42.732	32.948	Pit In
3	6:59.260	32.474	43.598	19.586	1:35.658	<b>N° 22, VERHILLE Yannick, Clt / Rk 16</b>					
4	8:34.694	31.212	44.271	19.951	1:35.434	1	3:28.896	2:13.431	43.853	19.548	1:34.697
5	10:10.217	31.852	43.302	20.369	1:35.523	2	5:01.458	30.867	42.393	19.302	1:32.562
6	11:44.309	30.995	43.152	19.945	1:34.092	3	6:33.697	30.808	41.855	19.576	1:32.239
7	13:24.210	31.728	47.297	20.876	1:39.901	4	8:06.122	31.089	41.923	19.413	1:32.425
8	15:10.404	32.077	48.957	25.160	1:46.194	5	-	31.097	56.379	-	-
9	16:53.773	37.167	45.986	20.216	1:43.369	<b>N° 23, NAVEAU Jacques, Clt / Rk 26</b>					
10	18:27.422	30.813	43.298	19.538	1:33.649	1	3:38.242	35.715	52.071	1:57.438	1:37.035
11	19:59.914	31.062	42.126	19.304	1:32.492	2	5:17.243	32.156	46.359	20.486	1:39.001
12	21:33.013	30.952	42.541	19.606	1:33.099	3	6:55.261	32.041	46.108	19.869	1:38.018
13	23:09.004	31.685	44.761	19.545	1:35.991	4	8:33.911	33.157	45.434	20.059	1:38.650
14	24:43.148	31.746	42.630	19.768	1:34.144	5	10:16.365	33.590	47.726	21.138	1:42.454
15	26:22.792	31.210	47.190	21.244	1:39.644	6	11:57.450	32.387	47.281	21.417	1:41.085
<b>N° 17, MORRIS Brian, Clt / Rk 21</b>						7	13:39.289	34.492	46.790	20.557	1:41.839
1	3:22.999	2:12.879	43.290	19.798	1:35.130	8	15:20.242	33.156	46.788	21.009	1:40.953
2	4:56.592	31.966	42.528	19.099	1:33.593	9	17:14.716	33.175	47.451	33.848	Pit In
3	6:29.644	30.595	43.209	19.248	1:33.052	<b>N° 26, COLOMBAT Didier, Clt / Rk 7</b>					
4	8:02.695	30.775	42.808	19.468	1:33.051	1	3:14.028	2:06.867	40.868	18.548	1:30.118
5	9:44.706	30.690	43.775	27.546	Pit In	2	4:44.879	30.216	41.902	18.733	1:30.851
6	20:36.220	-	46.283	20.034	10:51.514	3	6:14.146	30.052	40.474	18.741	1:29.267
7	22:26.265	32.012	47.753	30.280	Pit In	4	7:44.835	29.957	41.765	18.967	1:30.689
<b>N° 18, DAGG Paul, Clt / Rk 9</b>						5	9:21.760	30.696	42.434	23.795	1:36.925
1	3:13.652	2:11.901	42.909	18.838	1:33.553	6	10:53.931	32.569	40.880	18.722	1:32.171
2	4:45.729	30.161	42.962	18.954	1:32.077	7	12:24.804	30.004	41.820	19.049	1:30.873
3	6:16.312	30.059	41.898	18.626	1:30.583	8	13:55.574	30.925	40.974	18.871	1:30.770
4	7:46.967	30.180	41.757	18.718	1:30.655	9	15:24.862	29.970	40.664	18.654	1:29.288
5	9:18.121	30.139	42.153	18.862	1:31.154	10	16:56.343	29.970	42.139	19.372	1:31.481
6	10:56.247	30.122	41.381	26.623	1:38.126	11	18:50.647	35.158	47.788	31.358	Pit In
7	13:29.099	50.452	1:00.434	41.966	Pit In	<b>N° 30, RICHARD Bernard, Clt / Rk 18</b>					
<b>N° 20, MANTZ Didier, Clt / Rk 14</b>						1	3:31.989	2:09.832	44.696	19.209	1:36.028
1	3:21.261	2:09.512	42.932	19.139	1:33.082	2	5:06.571	30.916	44.303	19.363	1:34.582
2	4:53.976	31.046	42.213	19.456	1:32.715	3	6:38.884	30.534	42.371	19.408	1:32.313
3	6:27.735	31.364	43.125	19.270	1:33.759	4	8:13.673	30.989	44.621	19.179	1:34.789
4	7:59.499	30.713	41.840	19.211	1:31.764	5	9:54.026	32.274	47.153	20.926	1:40.353
5	9:32.648	31.137	42.058	19.954	1:33.149	6	11:28.585	31.516	43.308	19.735	1:34.559
6	11:05.084	30.958	41.764	19.714	1:32.436	7	13:05.211	34.974	42.534	19.118	1:36.626
7	12:37.916	30.867	41.801	20.164	1:32.832	8	15:05.864	50.159	47.030	23.464	2:00.653
8	14:11.223	31.244	42.383	19.680	1:33.307	9	-	32.458	46.537	-	-
9	15:43.725	31.130	42.128	19.244	1:32.502	<b>N° 30, RICHARD Bernard, Clt / Rk 18</b>					
10	17:30.782	30.857	42.511	33.689	Pit In	1	3:31.989	2:09.832	44.696	19.209	1:36.028
11	21:50.182	-	41.911	19.301	4:19.400	2	5:06.571	30.916	44.303	19.363	1:34.582
12	23:23.199	30.736	42.269	20.012	1:33.017	3	6:38.884	30.534	42.371	19.408	1:32.313

# GRAND PRIX DE PAU HISTORIQUE

20 - 22 mai 2016

FORMULA FORD HISTORIC - P3

CIRCUIT DE PAU (2.76 km)

ESSAIS QUALIFS / QUALIFYING PRACTICE

Tour par tour

NT / NL	Temps total	S1	S2	S3	Tps. tour	NT / NL	Temps total	S1	S2	S3	Tps. tour
<b>N° 30, RICHARD Bernard, Clt / Rk 18</b>						10	17:44.233	30.135	40.593	18.570	1:29.298
9	-	32.458	46.537	-	-	11	19:16.339	30.180	43.202	18.724	1:32.106
<b>N° 41, BARTELL Maxim, Clt / Rk 4</b>						12	20:46.390	29.999	40.655	19.397	1:30.051
1	3:33.285	2:10.108	41.991	19.173	1:31.843	13	22:20.477	33.461	41.653	18.973	1:34.087
2	5:05.419	30.499	42.961	18.674	1:32.134	14	23:49.590	30.084	<b>40.533</b>	<b>18.496</b>	<b>1:29.113</b>
3	6:35.559	<b>30.075</b>	41.352	18.713	1:30.140	15	25:19.276	<b>29.974</b>	41.021	18.691	1:29.686
4	8:08.447	30.675	42.751	19.462	1:32.888	<b>N° 46, DIX Stuart, Clt / Rk 12</b>					
5	9:39.302	30.265	41.860	18.730	1:30.855	1	3:45.166	2:15.076	44.773	19.791	1:39.115
6	11:09.939	30.496	41.184	18.957	1:30.637	2	5:23.306	32.864	45.337	19.939	1:38.140
7	12:39.815	30.289	41.123	<b>18.464</b>	1:29.876	3	6:59.876	31.628	45.388	19.554	1:36.570
8	14:11.246	31.100	41.264	19.067	1:31.431	4	8:34.045	31.119	43.246	19.804	1:34.169
9	15:41.617	30.615	40.918	18.838	1:30.371	5	10:07.300	31.762	42.275	19.218	1:33.255
10	17:11.317	30.372	40.770	18.558	1:29.700	6	11:41.399	31.650	42.774	19.675	1:34.099
11	18:43.292	30.234	40.948	20.793	1:31.975	7	13:16.938	31.515	44.859	19.165	1:35.539
12	20:34.065	44.181	47.371	19.221	1:50.773	8	15:08.733	31.196	42.080	38.519	1:51.795
13	22:12.858	31.647	47.673	19.473	1:38.793	9	16:46.036	32.598	43.862	20.843	1:37.303
14	23:43.631	30.230	41.111	19.432	1:30.773	10	18:18.507	30.950	42.365	19.156	1:32.471
15	25:12.709	30.179	<b>40.416</b>	18.483	<b>1:29.078</b>	11	19:51.257	30.536	42.673	19.541	1:32.750
<b>N° 42, JAMES Guy, Clt / Rk 10</b>						12	21:23.923	<b>30.418</b>	42.808	19.440	1:32.666
1	4:01.422	2:23.937	43.331	19.063	1:34.703	13	22:55.562	30.573	<b>41.923</b>	<b>19.143</b>	<b>1:31.639</b>
2	5:35.093	30.089	44.778	18.804	1:33.671	14	24:43.881	30.841	44.735	32.743	Pit In
3	7:07.697	30.021	43.405	19.178	1:32.604	<b>N° 47, PLAISANT Michel, Clt / Rk 22</b>					
4	8:40.111	30.302	43.053	19.059	1:32.414	1	3:43.975	2:17.768	45.410	20.516	1:38.663
5	10:13.507	31.379	43.035	18.982	1:33.396	2	5:18.979	31.930	43.380	<b>19.694</b>	1:35.004
6	11:44.280	<b>29.733</b>	42.158	18.882	<b>1:30.773</b>	3	6:54.988	31.563	44.401	20.045	1:36.009
7	13:18.042	30.127	44.869	<b>18.766</b>	1:33.762	4	8:30.854	<b>31.168</b>	44.621	20.077	1:35.866
8	15:05.022	31.137	47.236	28.607	1:46.980	5	10:07.013	31.684	43.699	20.776	1:36.159
9	16:40.999	32.388	44.469	19.120	1:35.977	6	11:41.616	31.341	<b>43.042</b>	20.220	<b>1:34.603</b>
10	18:11.812	30.137	41.889	18.787	1:30.813	7	13:20.722	32.213	46.801	20.092	1:39.106
11	19:42.481	-	-	-	<del>1:30.669</del>	8	15:04.519	33.705	44.910	25.182	1:43.797
12	21:13.951	30.686	42.014	18.770	1:31.470	9	16:41.294	32.673	43.980	20.122	1:36.775
13	22:46.200	30.030	41.719	20.500	1:32.249	10	18:15.724	-	-	-	1:34.430
14	24:18.688	31.463	<b>41.621</b>	19.404	1:32.488	11	20:45.381	1:18.204	47.206	24.247	2:29.657
15	25:51.258	30.351	43.158	19.061	1:32.570	12	22:29.592	36.378	45.817	22.016	1:44.211
<b>N° 43, GRANT Callum, Clt / Rk 5</b>						13	24:06.251	32.566	43.718	20.375	1:36.659
1	3:49.782	2:11.089	43.739	19.119	1:35.726	14	27:27.576	31.602	2:18.850	30.873	3:21.325
2	5:24.457	31.135	44.065	19.475	1:34.675	<b>N° 48, GUERET Erick, Clt / Rk 25</b>					
3	6:57.120	31.043	43.029	18.591	1:32.663	1	3:33.719	2:16.691	45.585	20.437	1:39.613
4	8:31.842	30.620	44.176	19.926	1:34.722	2	5:11.889	32.073	45.464	20.633	1:38.170
5	10:06.866	31.490	43.900	19.634	1:35.024	3	6:51.279	32.561	46.377	20.452	1:39.390
6	11:37.793	30.473	41.363	19.091	1:30.927	4	8:35.481	32.510	47.506	24.186	1:44.202
7	13:08.680	30.288	41.254	19.345	1:30.887	5	10:31.023	35.552	48.664	31.326	Pit In
8	14:44.635	34.491	42.050	19.414	1:35.955	6	13:20.405	-	47.294	20.284	2:49.382
9	16:14.935	30.364	41.217	18.719	1:30.300	7	15:05.733	33.680	46.780	24.868	1:45.328

# GRAND PRIX DE PAU HISTORIQUE

20 - 22 mai 2016

FORMULA FORD HISTORIC - P3

CIRCUIT DE PAU (2.76 km)

ESSAIS QUALIFS / QUALIFYING PRACTICE

Tour par tour

NT / NL	Temps total	S1	S2	S3	Tps. tour	NT / NL	Temps total	S1	S2	S3	Tps. tour
<b>N° 48, GUERET Erick, Clt / Rk 25</b>						<b>N° 76, PUYAU Claude, Clt / Rk 27</b>					
4	8:35.481	32.510	47.506	24.186	1:44.202	1	3:54.364	2:34.207	49.944	21.324	1:49.579
5	10:31.023	35.552	48.664	31.326	Pit In	2	5:35.367	34.647	45.475	20.881	1:41.003
6	13:20.405	-	47.294	20.284	2:49.382	3	7:19.818	35.505	48.287	20.659	1:44.451
7	15:05.733	33.680	46.780	24.868	1:45.328	4	8:58.143	<b>33.002</b>	<b>44.966</b>	<b>20.357</b>	<b>1:38.325</b>
8	16:47.971	34.352	47.316	20.570	1:42.238	5	10:42.105	33.748	45.651	24.563	1:43.962
9	18:27.518	32.291	46.041	21.215	1:39.547	6	12:38.990	40.263	52.880	23.742	1:56.885
10	20:07.065	33.083	46.106	20.358	1:39.547	7	15:50.841	37.143	59.730	1:34.978	Pit In
11	21:45.665	32.972	45.480	<b>20.148</b>	1:38.600	8	19:39.580	-	53.832	23.438	3:48.739
12	23:23.429	<b>32.022</b>	<b>45.208</b>	20.534	<b>1:37.764</b>	9	21:31.788	38.520	51.402	22.286	1:52.208
13	25:02.065	32.485	45.722	20.429	1:38.636	10	23:16.857	36.455	46.959	21.655	1:45.069
						11	25:10.694	35.682	52.986	25.169	1:53.837
<b>N° 55, PARKINGTON Ian, Clt / Rk 13</b>						<b>N° 77, DIONISOTTI Jean, Clt / Rk 3</b>					
1	3:44.304	2:14.452	44.680	20.279	1:38.736	1	4:15.373	2:09.666	40.373	18.661	1:29.784
2	5:24.843	34.845	45.376	20.318	1:40.539	2	5:44.066	30.018	<b>39.995</b>	18.680	<b>1:28.693</b>
3	7:01.793	33.671	43.847	19.432	1:36.950	3	7:15.249	30.145	42.347	18.691	1:31.183
4	8:40.336	33.247	45.700	19.596	1:38.543	4	8:47.282	30.630	41.197	20.206	1:32.033
5	10:18.969	32.857	46.010	19.766	1:38.633	5	10:37.189	33.587	44.899	31.421	Pit In
6	11:54.156	32.481	43.207	19.499	1:35.187	6	12:57.485	-	46.205	19.205	2:20.296
7	13:30.589	33.225	44.038	19.170	1:36.433	7	14:26.880	30.246	40.467	18.682	1:29.395
8	15:09.184	33.231	43.069	22.295	1:38.595	8	15:56.066	29.987	40.435	18.764	1:29.186
9	16:46.445	33.773	43.793	19.695	1:37.261	9	17:25.211	30.211	40.357	<b>18.577</b>	1:29.145
10	18:19.216	31.700	41.931	19.140	1:32.771	10	18:55.240	30.321	40.865	18.843	1:30.029
11	19:51.618	31.182	41.772	19.448	1:32.402	11	20:41.957	33.451	50.095	23.171	1:46.717
12	21:24.576	31.051	42.957	<b>18.950</b>	1:32.958	12	22:36.109	40.120	54.713	19.319	1:54.152
13	22:56.249	<b>30.895</b>	<b>41.751</b>	19.027	<b>1:31.673</b>	13	24:10.705	34.640	41.302	18.654	1:34.596
14	24:29.507	31.253	42.753	19.252	1:33.258	14	25:55.201	<b>29.927</b>	42.804	31.765	Pit In
15	26:28.098	35.089	56.395	27.107	1:58.591						
<b>N° 56, FOWLER Neil, Clt / Rk 6</b>						<b>N° 81, LOVETT James, Clt / Rk 24</b>					
1	3:24.136	2:08.433	40.791	<b>18.452</b>	1:30.264	1	3:43.294	2:22.901	45.657	20.189	1:39.025
2	4:53.943	30.315	40.890	18.602	1:29.807	2	5:24.851	33.898	45.748	21.911	1:41.557
3	6:23.524	30.115	40.914	18.552	1:29.581	3	7:07.956	36.324	46.630	20.151	1:43.105
4	7:52.969	29.968	40.836	18.641	1:29.445	4	8:48.051	32.432	46.208	21.455	1:40.095
5	9:22.198	30.017	<b>40.605</b>	18.607	<b>1:29.229</b>	5	10:30.595	34.093	47.633	20.818	1:42.544
6	10:51.462	29.803	40.863	18.598	1:29.264	6	12:07.298	-	-	-	1:36.703
7	12:25.499	33.289	42.038	18.710	1:34.037	7	13:44.685	32.487	44.959	19.941	1:37.387
8	14:10.316	<b>29.721</b>	42.693	32.403	Pit In	8	15:21.789	32.477	44.606	20.021	1:37.104
						9	17:04.152	32.535	49.050	20.778	1:42.363
<b>N° 57, WILD David, Clt / Rk 20</b>						10	18:42.183	32.663	44.751	20.617	1:38.031
1	3:29.068	2:09.312	43.018	19.219	1:34.221	11	20:27.275	36.893	48.035	20.164	1:45.092
2	5:01.702	31.288	<b>42.253</b>	<b>19.093</b>	<b>1:32.634</b>	12	22:07.006	33.589	46.306	<b>19.836</b>	1:39.731
3	6:34.808	31.225	42.376	19.505	1:33.106	13	23:43.923	32.419	<b>44.481</b>	20.017	<b>1:36.917</b>
4	8:08.933	30.911	43.055	20.159	1:34.125	14	25:21.304	<b>32.063</b>	45.424	19.894	1:37.381
5	9:43.224	<b>30.678</b>	43.727	19.886	1:34.291						
6	11:25.295	31.413	44.603	26.055	1:42.071						
7	13:39.194	40.155	55.686	38.058	Pit In						

# GRAND PRIX DE PAU HISTORIQUE

20 - 22 mai 2016

FORMULA FORD HISTORIC - P3

CIRCUIT DE PAU (2.76 km)

ESSAIS QUALIFS / QUALIFYING PRACTICE

Tour par tour

NT / NL	Temps total	S1	S2	S3	Tps. tour	NT / NL	Temps total	S1	S2	S3	Tps. tour
---------	-------------	----	----	----	-----------	---------	-------------	----	----	----	-----------

N° 81, LOVETT James, Clt / Rk 24

13	23:43.923	32.419	<b>44.481</b>	20.017	<b>1:36.917</b>
14	25:21.304	<b>32.063</b>	45.424	19.894	1:37.381

N° 90, SIMON Alain, Clt / Rk 15

1	3:20.952	2:13.827	42.814	19.470	1:33.929
2	4:53.159	30.591	<b>42.442</b>	19.174	1:32.207
3	6:27.210	31.799	43.139	19.113	1:34.051
4	8:00.903	30.661	43.913	19.119	1:33.693
5	9:34.620	30.572	43.440	19.705	1:33.717
6	11:07.407	30.463	42.899	19.425	1:32.787
7	12:39.646	30.554	42.775	<b>18.910</b>	1:32.239
8	14:13.809	32.123	42.823	19.217	1:34.163
9	15:45.980	30.294	42.679	19.198	<b>1:32.171</b>
10	17:18.592	<b>30.244</b>	42.587	19.781	1:32.612
11	18:58.229	36.061	44.562	19.014	1:39.637
12	20:39.514	32.291	48.685	20.309	1:41.285
13	22:21.472	33.577	49.015	19.366	1:41.958
14	23:53.988	30.700	42.616	19.200	1:32.516
15	25:26.161	30.438	42.779	18.956	1:32.173

N° 99, VIGNES Alain, Clt / Rk 11

1	3:54.126	2:16.945	47.034	19.282	1:39.045
2	5:28.092	31.206	43.642	19.118	1:33.966
3	7:03.131	30.979	44.866	19.194	1:35.039
4	8:47.838	33.501	52.102	19.104	1:44.707
5	10:23.844	33.461	43.542	19.003	1:36.006
6	11:56.899	30.297	43.121	19.637	1:33.055
7	13:29.223	30.367	42.776	19.181	1:32.324
8	15:07.633	30.302	43.456	24.652	1:38.410
9	17:09.406	37.934	1:04.527	19.312	2:01.773
10	18:42.440	29.926	42.656	20.452	1:33.034
11	20:16.751	32.660	42.833	<b>18.818</b>	1:34.311
12	22:40.787	1:14.921	49.895	19.220	2:24.036
13	24:12.094	30.487	<b>41.988</b>	18.832	<b>1:31.307</b>
14	25:43.456	<b>29.549</b>	42.431	19.382	1:31.362

SOUS RESERVES DE VERIFICATIONS TECHNIQUES EN COURS OU D'INCIDENTS D'ORDRE SPORTIF  
SUBJET SCRUTINEERING OR SPORTING INCIDENTS

LE DIRECTEUR DE COURSE / RACE DIRECTOR

DATE ET HEURE D'AFFICHAGE / POST TIMING

LE CHRONOMETRAGE / TIMEKEEPING

# GRAND PRIX DE PAU HISTORIQUE

20 - 22 mai 2016

FORMULA FORD HISTORIC - P3

CIRCUIT DE PAU (2.76 km)

COURSE 1 / RACE 1

Grille de départ

Heure départ : 22/05/2016 11:40 Fermeture pré-grille : 11:15 Durée : 15 Tr. (41.4 Kms)

⑬	48	GUERET Erick 1:37.764	25	23	NAVEAU Jacques 1:38.018	26
⑫	9	CLERC Jean Michel 1:36.425	23	81	LOVETT James 1:36.917	24
⑪	17	MORRIS Brian 1:33.051	21	47	PLAISANT Michel 1:34.603	22
⑩	14	CANTOUNAT Jean Jacques 1:32.492	19	57	WILD David 1:32.634	20
⑨	4	BUGAT François 1:32.288	17	30	RICHARD Bernard 1:32.313	18
⑧	90	SIMON Alain 1:32.171	15	22	VERHILLE Yannick 1:32.239	16
⑦	55	PARKINGTON Ian 1:31.673	13	20	MANTZ Didier 1:31.764	14
⑥	99	VIGNES Alain 1:31.307	11	46	DIX Stuart 1:31.639	12
⑤	18	DAGG Paul 1:30.583	9	42	JAMES Guy 1:30.773	10
④	26	COLOMBAT Didier 1:29.267	7	3	LOMBARDI Pierre Alain 1:30.114	8
③	43	GRANT Callum 1:29.113	5	56	FOWLER Neil 1:29.229	6
②	77	DIONISOTTI Jean 1:28.693	3	41	BARTELL Maxim 1:29.078	4
①	2	GIRARDET Alain 1:27.885	1	10	GENECAND Gislain 1:28.224	2

Pôle position



# GRAND PRIX DE PAU HISTORIQUE

20 - 22 mai 2016

FORMULA FORD HISTORIC - P3

CIRCUIT DE PAU (2.76 km)

COURSE 1 / RACE 1

Grille de départ

Heure départ : 22/05/2016 11:40 Fermeture pré-grille : 11:15 Durée : 15 Tr. (41.4 Kms)

⑬	92	OGIER Jean Michel -	31
⑮	24	CANTOUNAT Sébastien -	29
	34	BÉGUINOT Manuel -	30
⑭	76	PUYAU Claude 1:38.325	27
	8	RASCAGNÈRES Xavier 1:41.497	28


SOUS RESERVES DE VERIFICATIONS TECHNIQUES EN COURS OU D'INCIDENTS D'ORDRE SPORTIF  
SUBJET SCRUTINEERING OR SPORTING INCIDENTS

LES COMMISSAIRES SPORTIFS / PANEL OF STEWARDS

DATE ET HEURE D'AFFICHAGE/ POST TIMING

LE CHRONOMETRAGE / TIMEKEEPING

Le Chronométrateur / The Timekeeper  
Christian GUEGUEN

 16:34



Pau-Pyrénées  
Communauté d'agglomération



association sportive  
AUTOMOBILE  
CLASSIC



# GRAND PRIX DE PAU HISTORIQUE

20 - 22 mai 2016

FORMULA FORD HISTORIC - P3

CIRCUIT DE PAU (2.76 km)

COURSE 1 / RACE 1

Classement sur le nombre de tours

Clt...	N°	Nom / Name	Nat	Marque / Mark	Pos....	Groupe /...	NT /...	Temps total	Ecart 1er...	Ecart prec.	M. tour / B...	Au tour
1	2	GIRARDET Alain	SUI	LOLA T 200 - Ford	1	A	7	00:15:46.571	-	-	1:46.415	7
2	56	FOWLER Neil	GBR	WINKELMANN WDF...	2	A	7	00:15:54.287	7.716	7.716	1:46.610	6
3	10	GENECAND Gislain	SUI	CROSSLE 30 F - Ford	1	B	7	00:15:56.622	10.051	2.335	1:48.799	5
4	77	DIONISOTTI Jean	SUI	VAN DIEMEN RF 79...	2	B	7	00:15:59.967	13.396	3.345	1:48.082	7
5	26	COLOMBAT Didier	FRA	VAN DIEMEN RF 80...	3	B	7	00:16:04.582	18.011	4.615	1:48.376	7
6	18	DAGG Paul	IRL	CROSSLE 25 F - Ford	4	B	7	00:16:11.183	24.612	6.601	1:49.179	7
7	42	JAMES Guy	FRA	CROSSLE 35 F - Ford	5	B	7	00:16:14.014	27.443	2.831	1:49.753	7
8	3	LOMBARDI Pierre Alain	SUI	LOLA T 200 - Ford	3	A	7	00:16:20.845	34.274	6.831	1:50.758	7
9	43	GRANT Callum	GBR	MERLYN Mk 20 A - F...	4	A	7	00:16:27.689	41.118	6.844	1:50.746	7
10	99	VIGNES Alain	FRA	VAN DIEMEN RF 77...	6	B	7	00:16:30.135	43.564	2.446	1:53.130	6
11	46	DIX Stuart	GBR	COOPER CHINOOK...	5	A	7	00:16:31.079	44.508	0.944	1:53.037	7
12	55	PARKINGTON Ian	GBR	ROYALE RP 26 - Ford	7	B	7	00:16:31.834	45.263	0.755	1:51.831	6
13	90	SIMON Alain	FRA	VAN DIEMEN RF 80...	8	B	7	00:16:43.407	56.836	11.573	1:55.621	7
14	57	WILD David	GBR	LOLA T 204 - Ford	6	A	7	00:16:45.547	58.976	2.140	1:53.047	7
15	14	CANTOUNAT Jean Jacques	FRA	ROYALE RP 16 - Ford	7	A	7	00:16:54.841	1:08.270	9.294	1:57.557	7
16	30	RICHARD Bernard	FRA	ALEXIS MK 18 B	8	A	7	00:16:55.748	1:09.177	0.907	1:54.519	7
17	17	MORRIS Brian	GBR	LOLA T 202 - Ford	9	A	7	00:16:56.844	1:10.273	1.096	1:54.770	7
18	4	BUGAT François	FRA	ROYALE RP 24 - Ford	9	B	7	00:17:01.266	1:14.695	4.422	1:57.080	7
19	48	GUERET Erick	FRA	VAN DIEMEN RF 77...	10	B	7	00:17:03.052	1:16.481	1.786	1:56.209	7
20	23	NAVEAU Jacques	FRA	MALLOCK U2 Mk9 F...	10	A	7	00:17:33.847	1:47.276	30.795	2:04.656	7
21	20	MANTZ Didier	FRA	JOMO JMR 7 - Ford	11	A	6	00:14:57.889	1 Tr.	1 Tr.	1:58.071	5
22	22	VERHILLE Yannick	FRA	LOLA T 342 - Ford	11	B	6	00:15:40.531	1 Tr.	42.642	2:01.413	6
23	24	CANTOUNAT Sébastien	FRA	VAN DIEMEN RF 79...	12	B	6	00:15:47.620	1 Tr.	7.089	2:07.120	6
24	76	PUYAU Claude	FRA	RAY F 81 - Ford	13	B	6	00:16:44.014	1 Tr.	56.394	2:14.722	6
25	41	BARTELL Maxim	GBR	MERLYN Mk 20 A - F...	12	A	5	00:13:49.425	2 Tr.	1 Tr.	2:30.821	3

**Pas un tour / Without one Lap**

26	47	PLAISANT Michel	FRA	CROSSLE 32 F - Ford	14	B	1	00:00:25.063	6 Tr.	4 Tr.	-	0
----	----	-----------------	-----	---------------------	----	---	---	--------------	-------	-------	---	---

**Non Partant / No Start**

27	9	CLERC Jean Michel	SUI	MERLYN Mk 20 - Ford	13	A	0	-	-	-	-	0
28	81	LOVETT James	GBR	LOLA T 200 - Ford	14	A	0	-	-	-	-	0
29	8	RASCAGNÈRES Xavier	FRA	ROYALE RP 3 A - Fo...	15	A	0	-	-	-	-	0
30	34	BÉGUINOT Manuel	FRA	CROSSLE 30 F - Ford	15	B	0	-	-	-	-	0
31	92	OGIER Jean Michel	FRA	VAN DIEMEN RF 80...	16	B	0	-	-	-	-	0

Exigences : 60% du nombre de tours du premier = 4 Tr.

**M. tour / B Lap : 1:46.415 (93.3 km/h), (N°2) GIRARDET Alain**


SOUS RESERVES DE VERIFICATIONS TECHNIQUES EN COURS OU D'INCIDENTS D'ORDRE SPORTIF  
SUBJET SCRUTINEERING OR SPORTING INCIDENTS

LE DIRECTEUR DE COURSE / RACE DIRECTOR

DATE ET HEURE D'AFFICHAGE / POST TIMING

LE CHRONOMETRAGE / TIMEKEEPING

Le Chronométrateur / The Timekeeper  
Christian GUEGUEN



14:01



# GRAND PRIX DE PAU HISTORIQUE

20 - 22 mai 2016

FORMULA FORD HISTORIC - P3

CIRCUIT DE PAU (2.76 km)

COURSE 1 / RACE 1

Lap chart

Départ : 2 10 77 41 43 56 26 3 18 42 99 46 55 20 90 22 4 30 14 57 17 47 9 81 48 23 76 8 24 34 92

Tour	2	10	77	41	43	56	26	3	18	42	99	46	55	20	90	22	4	30	14	57	17	47	9	81	48	23	76	8	24	34	92
Tour 0																															
Tour 1	<u>47</u>	2	<u>10</u>	<u>77</u>	<u>41</u>	43	56	<u>26</u>	3	18	<u>42</u>	<u>99</u>	46	55	<u>20</u>	<u>90</u>	<u>22</u>	4	<u>30</u>	14	<u>57</u>	<u>17</u>	<u>48</u>	23	<u>76</u>	<u>24</u>					
Tour 2	2	<u>10</u>	<u>77</u>	<u>41</u>	<u>43</u>	<u>56</u>	<u>26</u>	3	<u>18</u>	<u>42</u>	<u>99</u>	<u>46</u>	<u>55</u>	<u>20</u>	<u>90</u>	<u>22</u>	4	<u>30</u>	14	<u>57</u>	<u>17</u>	<u>48</u>	<u>23</u>	<u>76</u>	<u>24</u>						
Tour 3	2	10	<u>77</u>	<u>41</u>	<u>56</u>	<u>43</u>	<u>26</u>	18	3	<u>42</u>	<u>99</u>	<u>46</u>	<u>55</u>	<u>20</u>	<u>90</u>	4	<u>22</u>	14	<u>30</u>	<u>57</u>	<u>17</u>	<u>48</u>	<u>23</u>	<u>76</u>	<u>24</u>						
Tour 4	2	10	<u>77</u>	56	26	3	18	42	99	46	43	20	55	90	14	30	57	17	4	48	23	24	22	41	<u>76</u>						
Tour 5	2	10	56	<u>77</u>	26	3	18	42	99	46	43	55	20	90	14	57	30	17	4	48	23	22	24	<u>41</u>	76						
Tour 6	2	10	56	<u>77</u>	26	18	42	3	99	43	46	55	90	57	14	<u>20</u>	30	17	4	48	23	22	24	76							
Tour 7	2	56	10	<u>77</u>	26	18	42	3	43	99	46	55	90	57	14	30	17	4	48	23											



www.hvmracing.fr | HVM Racing - 21/25 boulevard d'Auteuil - 10 Square Gutenberg 92100 Boulogne - France



# GRAND PRIX DE PAU HISTORIQUE

20 - 22 mai 2016

FORMULA FORD HISTORIC - P3

CIRCUIT DE PAU (2.76 km)

COURSE 1 / RACE 1

Tour par tour

NT / NL	Temps total	S1	S2	S3	Tps. tour	NT / NL	Temps total	S1	S2	S3	Tps. tour
<b>N° 2, GIRARDET Alain, Clt / Rk 1</b>						<b>N° 17, MORRIS Brian, Clt / Rk 17</b>					
1	3:09.318	57.421	1:27.383	40.944	3:09.318	1	3:28.377	48.117	1:25.310	40.629	3:28.377
2	6:06.862	1:01.802	1:13.086	42.656	2:57.544	2	6:23.505	1:06.753	1:07.674	40.701	2:55.128
3	8:37.290	54.298	1:13.387	22.743	2:30.428	3	8:59.806	1:04.307	1:02.149	29.845	2:36.301
4	10:25.681	36.032	51.151	21.208	1:48.391	4	11:03.688	42.613	57.295	23.974	2:03.882
5	12:13.336	35.723	50.672	21.260	1:47.655	5	13:04.312	38.986	57.520	24.118	2:00.624
6	14:00.156	35.369	50.478	20.973	1:46.820	6	15:02.074	39.434	55.824	22.504	1:57.762
7	15:46.571	<b>35.069</b>	<b>50.218</b>	21.128	<b>1:46.415</b>	7	16:56.844	<b>38.054</b>	<b>53.972</b>	22.744	<b>1:54.770</b>
8	-	2:24.499	52.019	-	-						
<b>N° 3, LOMBARDI Pierre Alain, Clt / Rk 8</b>						<b>N° 18, DAGG Paul, Clt / Rk 6</b>					
1	3:14.469	54.826	1:25.897	40.495	3:14.469	1	3:15.970	54.153	1:26.546	40.145	3:15.970
2	6:13.914	1:05.761	1:10.050	43.634	2:59.445	2	6:14.941	1:05.689	1:09.346	43.936	2:58.971
3	8:46.245	57.689	1:08.173	26.469	2:32.331	3	8:45.894	57.981	1:07.624	25.348	2:30.953
4	10:39.674	38.212	53.692	21.525	1:53.429	4	10:40.443	39.022	53.777	21.750	1:54.549
5	12:31.318	36.677	53.106	21.861	1:51.644	5	12:31.770	36.254	53.275	21.798	1:51.327
6	14:30.087	44.312	53.039	21.418	1:58.769	6	14:22.004	35.798	53.154	21.282	1:50.234
7	16:20.845	<b>36.620</b>	<b>52.999</b>	<b>21.139</b>	<b>1:50.758</b>	7	16:11.183	<b>35.491</b>	<b>52.571</b>	<b>21.117</b>	<b>1:49.179</b>
8	-	2:25.222	59.153	-	-	8	-	2:23.010	56.687	-	-
<b>N° 4, BUGAT François, Clt / Rk 18</b>						<b>N° 20, MANTZ Didier, Clt / Rk 21</b>					
1	3:24.800	50.355	1:24.792	41.511	3:24.800	1	3:20.533	51.068	1:25.886	39.986	3:20.533
2	6:20.685	1:05.935	1:08.508	41.442	2:55.885	2	6:18.665	1:07.245	1:08.354	42.533	2:58.132
3	8:57.192	1:03.253	1:03.756	29.498	2:36.507	3	8:52.624	1:01.821	1:04.364	27.774	2:33.959
4	11:05.509	<b>38.581</b>	1:04.960	24.776	2:08.317	4	10:50.960	39.525	55.835	<b>22.976</b>	1:58.336
5	13:06.744	39.923	58.186	23.126	2:01.235	5	12:49.031	<b>39.076</b>	54.545	24.450	<b>1:58.071</b>
6	15:04.186	39.449	55.184	<b>22.809</b>	1:57.442	6	14:57.889	39.652	<b>53.967</b>	35.239	Pit In
7	17:01.266	39.178	<b>54.907</b>	22.995	<b>1:57.080</b>						
<b>N° 10, GENECAND Gislain, Clt / Rk 3</b>						<b>N° 22, VERHILLE Yannick, Clt / Rk 22</b>					
1	3:09.901	57.884	1:26.803	40.361	3:09.901	1	3:23.807	50.528	1:25.128	40.871	3:23.807
2	6:08.488	1:03.664	1:11.732	43.191	2:58.587	2	6:20.670	1:06.621	1:07.920	42.322	2:56.863
3	8:38.847	54.834	1:12.230	23.295	2:30.359	3	8:57.869	1:02.380	1:04.052	30.767	2:37.199
4	10:28.924	36.275	52.459	<b>21.343</b>	1:50.077	4	11:28.036	41.715	1:16.351	32.101	2:30.167
5	12:17.723	35.194	<b>51.692</b>	21.913	<b>1:48.799</b>	5	13:39.118	43.586	1:00.466	27.030	2:11.082
6	14:06.782	35.683	52.008	21.368	1:49.059	6	15:40.531	<b>40.493</b>	<b>55.396</b>	<b>25.524</b>	<b>2:01.413</b>
7	15:56.622	<b>35.012</b>	52.982	21.846	1:49.840	7	-	2:45.227	1:00.432	-	-
8	-	2:24.188	52.727	-	-						
<b>N° 14, CANTOUNAT Jean Jacques, Clt / Rk 15</b>						<b>N° 23, NAVEAU Jacques, Clt / Rk 20</b>					
1	3:26.350	49.353	1:24.930	40.934	3:26.350	1	3:31.513	49.431	1:24.765	39.509	3:31.513
2	6:22.699	1:06.039	1:08.613	41.697	2:56.349	2	6:25.207	1:06.262	1:08.393	39.039	2:53.694
3	8:58.528	1:03.100	1:02.940	29.789	2:35.829	3	9:04.466	1:05.266	1:02.990	31.003	2:39.259
4	10:57.215	39.924	<b>54.873</b>	23.890	1:58.687	4	11:13.256	43.841	<b>59.453</b>	25.496	2:08.790
5	12:56.462	38.592	56.102	24.553	1:59.247	5	13:22.732	41.567	1:01.873	26.036	2:09.476
6	14:57.284	39.961	57.044	23.817	2:00.822	6	15:29.191	41.429	59.785	25.245	2:06.459
7	16:54.841	<b>38.155</b>	55.877	<b>23.525</b>	<b>1:57.557</b>	7	17:33.847	<b>40.817</b>	59.500	<b>24.339</b>	<b>2:04.656</b>
8	-	-	-	-	-	8	-	42.278	1:03.323	-	-

# GRAND PRIX DE PAU HISTORIQUE

20 - 22 mai 2016

FORMULA FORD HISTORIC - P3

CIRCUIT DE PAU (2.76 km)

COURSE 1 / RACE 1

Tour par tour

NT / NL	Temps total	S1	S2	S3	Tps. tour	NT / NL	Temps total	S1	S2	S3	Tps. tour
<b>N° 23, NAVEAU Jacques, Clt / Rk 20</b>						<b>N° 43, GRANT Callum, Clt / Rk 9</b>					
5	13:22.732	41.567	1:01.873	26.036	2:09.476	5	12:33.331	36.080	53.926	21.523	1:51.529
6	15:29.191	41.429	59.785	25.245	2:06.459	6	14:24.261	36.073	53.309	21.548	1:50.930
7	17:33.847	<b>40.817</b>	59.500	<b>24.339</b>	<b>2:04.656</b>	7	16:14.014	<b>35.282</b>	<b>53.118</b>	<b>21.353</b>	<b>1:49.753</b>
8	-	42.278	1:03.323	-	-	8	-	2:25.369	59.802	-	-
<b>N° 24, CANTOUNAT Sébastien, Clt / Rk 23</b>						<b>N° 46, DIX Stuart, Clt / Rk 11</b>					
1	3:34.145	49.095	1:23.404	38.813	3:34.145	1	3:12.188	57.254	1:25.954	39.629	3:12.188
2	6:27.023	1:06.570	1:08.177	38.131	2:52.878	2	6:12.039	1:05.397	1:10.649	43.805	2:59.851
3	9:06.170	1:05.577	1:04.097	29.473	2:39.147	3	8:43.266	56.672	1:09.421	25.134	2:31.227
4	11:26.176	43.821	1:03.167	33.018	2:20.006	4	10:50.711	38.367	1:05.560	23.518	2:07.445
5	13:40.500	43.293	1:03.585	27.446	2:14.324	5	12:44.464	37.456	54.071	22.226	1:53.753
6	15:47.620	<b>41.211</b>	<b>59.179</b>	<b>26.730</b>	<b>2:07.120</b>	6	14:36.943	37.620	52.916	21.943	1:52.479
7	-	2:48.578	1:01.963	-	-	7	16:27.689	<b>36.833</b>	<b>52.343</b>	<b>21.570</b>	<b>1:50.746</b>
<b>N° 26, COLOMBAT Didier, Clt / Rk 5</b>						<b>N° 47, PLAISANT Michel, Clt / Rk 26</b>					
1	3:13.222	55.152	1:26.034	39.617	3:13.222	1	25.063	-	-	-	Pit In
2	6:13.421	1:05.681	1:10.397	44.121	3:00.199	<b>N° 48, GUERET Erick, Clt / Rk 19</b>					
3	8:44.997	56.863	1:08.510	26.203	2:31.576	1	3:29.328	48.604	1:24.320	40.008	3:29.328
4	10:37.158	37.828	51.641	22.692	1:52.161	2	6:24.997	1:06.740	1:08.418	40.511	2:55.669
5	12:26.769	36.022	51.246	22.343	1:49.611	3	9:03.487	1:03.941	1:02.254	32.295	2:38.490
6	14:16.206	35.955	51.439	22.043	1:49.437	4	11:07.961	41.506	56.463	26.505	2:04.474
7	16:04.582	35.823	<b>50.650</b>	<b>21.903</b>	<b>1:48.376</b>	5	13:09.428	39.335	56.922	25.210	2:01.467
8	-	<b>35.294</b>	-	-	-	6	15:06.843	38.393	55.319	<b>23.703</b>	<b>1:57.415</b>
<b>N° 30, RICHARD Bernard, Clt / Rk 16</b>						<b>N° 55, PARKINGTON Ian, Clt / Rk 12</b>					
1	3:25.299	49.303	1:24.963	41.186	3:25.299	1	3:20.072	51.327	1:25.447	40.988	3:20.072
2	6:21.582	1:06.019	1:08.318	41.946	2:56.283	2	6:18.630	1:06.753	1:08.074	43.731	2:58.558
3	8:58.626	1:02.975	1:03.542	30.527	2:37.044	3	8:52.448	1:00.959	1:04.689	28.170	2:33.818
4	11:02.165	41.898	57.634	24.007	2:03.539	4	10:52.216	40.605	55.432	23.731	1:59.768
5	13:03.842	39.890	57.729	24.058	2:01.677	5	12:48.046	39.386	53.404	23.040	1:55.830
6	15:01.229	39.269	55.518	22.600	1:57.387	6	14:39.877	37.786	<b>52.267</b>	<b>21.778</b>	<b>1:51.831</b>
7	16:55.748	<b>38.139</b>	<b>54.203</b>	<b>22.177</b>	<b>1:54.519</b>	7	16:31.834	<b>37.505</b>	52.346	22.106	1:51.957
8	-	2:52.819	-	-	-	8	-	2:31.438	-	-	-
<b>N° 41, BARTELL Maxim, Clt / Rk 25</b>						<b>N° 42, JAMES Guy, Clt / Rk 7</b>					
1	3:11.448	57.086	1:25.700	40.140	3:11.448	1	3:16.479	52.598	1:27.282	40.088	3:16.479
2	6:11.395	1:04.793	1:11.027	44.127	2:59.947	2	6:15.153	1:05.357	1:10.339	42.978	2:58.674
3	8:42.216	55.701	1:10.711	<b>24.409</b>	<b>2:30.821</b>	3	8:47.559	1:00.195	1:06.263	25.948	2:32.406
4	11:30.437	<b>37.567</b>	1:45.485	25.169	2:48.221	4	10:41.802	38.359	54.135	21.749	1:54.243
5	13:49.425	40.119	<b>57.799</b>	41.070	Pit In						

# GRAND PRIX DE PAU HISTORIQUE

20 - 22 mai 2016

FORMULA FORD HISTORIC - P3

CIRCUIT DE PAU (2.76 km)

COURSE 1 / RACE 1

Tour par tour

NT / NL	Temps total	S1	S2	S3	Tps. tour	NT / NL	Temps total	S1	S2	S3	Tps. tour
<b>N° 55, PARKINGTON Ian, Clt / Rk 12</b>						4	10:54.210	39.994	55.999	23.281	1:59.274
6	14:39.877	37.786	52.267	21.778	1:51.831	5	12:50.506	38.584	54.819	22.893	1:56.296
7	16:31.834	37.505	52.346	22.106	1:51.957	6	14:47.786	38.759	54.638	23.883	1:57.280
8	-	2:31.438	-	-	-	7	16:43.407	37.390	54.608	23.623	1:55.621
						8	-	2:35.361	-	-	-
<b>N° 56, FOWLER Neil, Clt / Rk 2</b>						<b>N° 99, VIGNES Alain, Clt / Rk 10</b>					
1	3:12.286	55.397	1:27.040	39.154	3:12.286	1	3:16.997	51.259	1:26.804	39.854	3:16.997
2	6:12.209	1:05.623	1:10.828	43.472	2:59.923	2	6:15.905	1:06.579	1:09.425	42.904	2:58.908
3	8:42.925	57.116	1:08.831	24.769	2:30.716	3	8:49.565	1:01.128	1:05.612	26.920	2:33.660
4	10:31.848	37.006	51.008	20.909	1:48.923	4	10:49.288	41.284	55.253	23.186	1:59.723
5	12:20.734	35.704	52.248	20.934	1:48.886	5	12:43.213	37.436	53.973	22.516	1:53.925
6	14:07.344	35.429	50.592	20.589	1:46.610	6	14:36.343	37.446	53.475	22.209	1:53.130
7	15:54.287	35.119	51.082	20.742	1:46.943	7	16:30.135	38.710	52.734	22.348	1:53.792
8	-	2:21.334	50.812	-	-	8	-	2:29.232	-	-	-
<b>N° 57, WILD David, Clt / Rk 14</b>											
1	3:27.414	49.581	1:24.981	40.839	3:27.414						
2	6:22.878	1:06.664	1:08.056	40.744	2:55.464						
3	8:59.375	1:03.600	1:02.813	30.084	2:36.497						
4	11:02.408	42.258	56.813	23.962	2:03.033						
5	12:57.024	38.119	53.228	23.269	1:54.616						
6	14:52.500	38.591	54.067	22.818	1:55.476						
7	16:45.547	37.036	53.076	22.935	1:53.047						
8	-	2:34.831	-	-	-						
<b>N° 76, PUYAU Claude, Clt / Rk 24</b>											
1	3:32.844	49.004	1:23.513	38.931	3:32.844						
2	6:25.954	1:07.011	1:07.990	38.109	2:53.110						
3	9:05.340	1:05.891	1:03.840	29.655	2:39.386						
4	11:44.583	43.940	1:00.834	54.469	Pit In						
5	14:29.292	-	1:04.129	26.156	2:44.709						
6	16:44.014	48.092	1:00.185	26.445	2:14.722						
<b>N° 77, DIONISOTTI Jean, Clt / Rk 4</b>											
1	3:10.527	57.370	1:26.452	39.984	3:10.527						
2	6:09.608	1:04.390	1:11.608	43.083	2:59.081						
3	8:40.310	55.505	1:11.859	23.338	2:30.702						
4	10:30.791	36.678	51.770	22.033	1:50.481						
5	12:22.271	36.224	53.384	21.872	1:51.480						
6	14:11.885	36.040	51.996	21.578	1:49.614						
7	15:59.967	35.304	50.972	21.806	1:48.082						
8	-	2:22.367	58.116	-	-						
<b>N° 90, SIMON Alain, Clt / Rk 13</b>											
1	3:21.959	50.282	1:25.042	40.731	3:21.959						
2	6:19.807	1:06.808	1:08.547	42.493	2:57.848						
3	8:54.936	1:01.935	1:04.317	28.877	2:35.129						



# GRAND PRIX DE PAU HISTORIQUE

20 - 22 mai 2016

FORMULA FORD HISTORIC - P3

CIRCUIT DE PAU (2.76 km)

COURSE 1 / RACE 1

Tour par tour

NT / NL	Temps total	S1	S2	S3	Tps. tour	NT / NL	Temps total	S1	S2	S3	Tps. tour
---------	-------------	----	----	----	-----------	---------	-------------	----	----	----	-----------



Pau-Pyrénées  
Communauté d'agglomération



association sportive  
AUTOMOBILE  
CLASSIC



# GRAND PRIX DE PAU HISTORIQUE

20 - 22 mai 2016

FORMULA FORD HISTORIC - P3

CIRCUIT DE PAU (2.76 km)

COURSE 2 / RACE 2

Grille de départ

Heure départ : 22/05/2016 17:35 Fermeture pré-grille : 17:10 Durée : 15 Tr. (41.4 Kms)

⑫	24	CANTOUNAT Sébastien	76	PUYAU Claude
		23		24
⑪	20	MANTZ Didier	22	VERHILLE Yannick
		21		22
⑩	48	GUERET Erick	23	NAVEAU Jacques
		19		20
⑨	17	MORRIS Brian	4	BUGAT François
		17		18
⑧	14	CANTOUNAT Jean Jacques	30	RICHARD Bernard
		15		16
⑦	90	SIMON Alain	57	WILD David
		13		14
⑥	46	DIX Stuart	55	PARKINGTON Ian
		11		12
⑤	43	GRANT Callum	99	VIGNES Alain
		9		10
④	42	JAMES Guy	3	LOMBARDI Pierre Alain
		7		8
③	26	COLOMBAT Didier	18	DAGG Paul
		5		6
②	10	GENECAND Gislain	77	DIONISOTTI Jean
		3		4
①	2	GIRARDET Alain	56	FOWLER Neil
		1		2

Pôle position



# GRAND PRIX DE PAU HISTORIQUE

20 - 22 mai 2016

FORMULA FORD HISTORIC - P3

CIRCUIT DE PAU (2.76 km)

COURSE 2 / RACE 2

Grille de départ

Heure départ : 22/05/2016 17:35 Fermeture pré-grille : 17:10 Durée : 15 Tr. (41.4 Kms)

16	92	OGIER Jean Michel	31
15	8	RASCAGNÉRES Xavier	29
14	9	CLERC Jean Michel	27
13	41	BARTELL Maxim	25
	34	BÉGUINOT Manuel	30
	81	LOVETT James	28
	47	PLAISANT Michel	26

SOUS RESERVES DE VERIFICATIONS TECHNIQUES EN COURS OU D'INCIDENTS D'ORDRE SPORTIF  
SUBJET SCRUTINEERING OR SPORTING INCIDENTS

LES COMMISSAIRES SPORTIFS / PANEL OF STEWARDS

DATE ET HEURE D'AFFICHAGE/ POST TIMING

LE CHRONOMETRAGE / TIMEKEEPING

Le Chronométrateur / The Timekeeper  
Christian GUEGUEN

14:24



Pau-Pyrénées  
Communauté d'agglomération



association sportive  
AUTOMOBILE  
CLASSIC



# GRAND PRIX DE PAU HISTORIQUE

20 - 22 mai 2016

FORMULA FORD HISTORIC - P3

CIRCUIT DE PAU (2.76 km)

COURSE 2 / RACE 2

Classement sur le nombre de tours

Clt...	N°	Nom / Name	Nat	Marque / Mark	Pos....	Group...	NT /...	Temps total	Ecart 1er...	Ecart prec.	M. tour / B...	Au tour
1	56	FOWLER Neil	GBR	WINKELMANN WDF...	1	A	15	00:22:36.939	-	-	1:28.507	12
2	2	GIRARDET Alain	SUI	LOLA T 200 - Ford	2	A	15	00:22:37.163	0.224	0.224	1:28.288	12
3	43	GRANT Callum	GBR	MERLYN Mk 20 A - F...	3	A	15	00:22:37.638	0.699	0.475	1:28.227	13
4	18	DAGG Paul	IRL	CROSSLE 25 F - Ford	1	B	15	00:22:38.247	1.308	0.609	1:28.530	15
5	26	COLOMBAT Didier	FRA	VAN DIEMEN RF 80...	2	B	15	00:22:48.649	11.710	10.402	1:28.745	12
6	77	DIONISOTTI Jean	SUI	VAN DIEMEN RF 79...	3	B	15	00:22:48.662	11.723	0.013	1:29.277	3
7	42	JAMES Guy	FRA	CROSSLE 35 F - Ford	4	B	15	00:23:27.293	50.354	38.631	1:31.465	14
8	41	BARTELL Maxim	GBR	MERLYN Mk 20 A - F...	4	A	15	00:23:30.763	53.824	3.470	1:29.836	15
9	17	MORRIS Brian	GBR	LOLA T 202 - Ford	5	A	15	00:23:45.463	1:08.524	14.700	1:31.246	13
10	20	MANTZ Didier	FRA	JOMO JMR 7 - Ford	6	A	15	00:23:45.572	1:08.633	0.109	1:31.157	15
11	55	PARKINGTON Ian	GBR	ROYALE RP 26 - Ford	5	B	15	00:23:49.950	1:13.011	4.378	1:32.340	13
12	4	BUGAT François	FRA	ROYALE RP 24 - Ford	6	B	15	00:23:58.383	1:21.444	8.433	1:32.997	15
13	14	CANTOUNAT Jean Jacques	FRA	ROYALE RP 16 - Ford	7	A	15	00:24:04.300	1:27.361	5.917	1:33.931	7
14	90	SIMON Alain	FRA	VAN DIEMEN RF 80...	7	B	15	00:24:07.493	1:30.554	3.193	1:33.514	14
15	57	WILD David	GBR	LOLA T 204 - Ford	8	A	14	00:22:58.597	1 Tr.	1 Tr.	1:34.890	13
16	47	PLAISANT Michel	FRA	CROSSLE 32 F - Ford	8	B	14	00:23:02.222	1 Tr.	3.625	1:35.868	14
17	48	GUERET Erick	FRA	VAN DIEMEN RF 77...	9	B	14	00:23:26.734	1 Tr.	24.512	1:36.300	2
18	9	CLERC Jean Michel	SUI	MERLYN Mk 20 - Ford	9	A	14	00:23:54.894	1 Tr.	28.160	1:38.021	11
19	24	CANTOUNAT Sébastien	FRA	VAN DIEMEN RF 79...	10	B	14	00:24:00.217	1 Tr.	5.323	1:37.683	11
20	23	NAVEAU Jacques	FRA	MALLOCK U2 Mk9 F...	10	A	13	00:22:42.465	2 Tr.	1 Tr.	1:41.430	2
21	81	LOVETT James	GBR	LOLA T 200 - Ford	11	A	13	00:22:52.962	2 Tr.	10.497	1:41.174	2
22	99	VIGNES Alain	FRA	VAN DIEMEN RF 77...	11	B	11	00:17:27.558	4 Tr.	2 Tr.	1:31.493	4
23	76	PUYAU Claude	FRA	RAY F 81 - Ford	12	B	9	00:23:34.720	6 Tr.	2 Tr.	1:42.835	2
24	46	DIX Stuart	GBR	COOPER CHINOOK...	12	A	4	00:06:31.988	11 Tr.	5 Tr.	1:31.925	3
25	30	RICHARD Bernard	FRA	ALEXIS MK 18 B	13	A	3	00:04:49.346	12 Tr.	1 Tr.	1:31.596	2
26	3	LOMBARDI Pierre Alain	SUI	LOLA T 200 - Ford	14	A	2	00:03:09.683	13 Tr.	1 Tr.	1:29.815	2

**Non Partant / No Start**

27	10	GENECAND Gislain	SUI	CROSSLE 30 F - Ford	13	B	0	-	-	-	-	0
28	22	VERHILLE Yannick	FRA	LOLA T 342 - Ford	14	B	0	-	-	-	-	0
29	8	RASCAGNÈRES Xavier	FRA	ROYALE RP 3 A - Fo...	15	A	0	-	-	-	-	0
30	34	BÉGUINOT Manuel	FRA	CROSSLE 30 F - Ford	15	B	0	-	-	-	-	0
31	92	OGIER Jean Michel	FRA	VAN DIEMEN RF 80...	16	B	0	-	-	-	-	0

**M. tour / B Lap : 1:28.227 (112.6 km/h), (N°43) GRANT Callum**


SOUS RESERVES DE VERIFICATIONS TECHNIQUES EN COURS OU D'INCIDENTS D'ORDRE SPORTIF  
SUBJET SCRUTINEERING OR SPORTING INCIDENTS

LE DIRECTEUR DE COURSE / RACE DIRECTOR

DATE ET HEURE D'AFFICHAGE/ POST TIMING

LE CHRONOMETRAGE / TIMEKEEPING

Le Chronométrateur / The Timekeeper  
Christian GUEGUEN



18:36



# GRAND PRIX DE PAU HISTORIQUE

20 - 22 mai 2016

FORMULA FORD HISTORIC - P3

CIRCUIT DE PAU (2.76 km)

COURSE 2 / RACE 2

Lap chart

Départ : 2 56 10 77 26 18 42 3 43 99 46 55 90 57 14 30 17 4 48 23 20 22 24 76 41 47 9 81 8 34 92

Tour	2	56	10	77	26	18	42	3	43	99	46	55	90	57	14	30	17	4	48	23	20	22	24	76	41	47	9	81	8	34	92
Tour 0																															
Tour 1	56	2	77	18	3	26	42	43	99	46	55	30	14	57	90	4	17	20	41	48	47	24	23	9	81	76					
Tour 2	56	2	77	18	3	26	43	42	99	46	30	55	14	57	90	4	17	20	41	48	47	23	24	9	81	76					
Tour 3	56	2	77	18	43	26	42	99	46	30	55	90	14	17	20	4	41	57	48	47	24	23	9	81	76						
Tour 4	56	2	77	18	43	26	42	99	55	46	90	14	17	20	4	41	48	47	57	23	24	9	81	76							
Tour 5	2	56	18	77	43	26	99	42	55	90	14	17	20	4	41	48	47	57	23	9	24	81	76								
Tour 6	2	56	18	43	77	26	99	42	55	90	17	20	41	14	4	47	48	57	9	23	24	81	76								
Tour 7	56	2	18	43	77	26	99	42	55	90	20	17	41	14	4	47	48	57	9	23	24	81	76								
Tour 8	56	2	43	18	77	26	99	42	90	55	17	41	20	14	4	47	57	48	9	23	24	81	76								
Tour 9	56	2	43	18	77	26	42	99	41	55	17	20	90	14	4	47	57	48	9	24	23	81	76								
Tour 10	56	2	43	18	77	26	42	99	41	55	17	20	90	14	4	47	57	48	9	24	23	81									
Tour 11	56	2	43	18	77	26	42	99	41	17	55	20	14	4	90	47	57	48	9	24	23	81									
Tour 12	56	2	43	18	77	26	42	41	17	20	55	4	14	90	47	57	48	9	24	23	81										
Tour 13	56	2	43	18	77	26	42	41	17	20	55	4	14	90	57	47	48	9	24	23	81										
Tour 14	56	2	43	18	77	26	42	41	17	20	55	4	14	90	57	47	48	9	24												
Tour 15	56	2	43	18	26	77	42	41	17	20	55	4	14	90																	



www.hvmracing.fr | HVM Racing - 21/25 boulevard d'Auteuil - 10 Square Gutenberg 92100 Boulogne - France

Départ : 18:01, Drapeau damier : 18:23



# GRAND PRIX DE PAU HISTORIQUE

20 - 22 mai 2016

FORMULA FORD HISTORIC - P3

CIRCUIT DE PAU (2.76 km)

COURSE 2 / RACE 2

Tour par tour

NT / NL	Temps total	S1	S2	S3	Tps. tour	NT / NL	Temps total	S1	S2	S3	Tps. tour
<b>N° 2, GIRARDET Alain, Clt / Rk 2</b>						<b>N° 14, CANTOUNAT Jean Jacques, Clt / Rk 13</b>					
1	1:36.761	-	40.597	18.539	1:36.761	9	15:41.165	32.851	47.390	20.524	1:40.765
2	3:06.478	30.515	40.683	18.519	1:29.717	10	17:20.760	32.373	46.809	20.413	1:39.595
3	4:35.200	30.012	40.410	18.300	1:28.722	11	18:58.781	31.510	46.175	20.336	1:38.021
4	6:04.482	30.584	40.488	18.210	1:29.282	12	20:36.990	32.560	45.507	20.142	1:38.209
5	7:34.568	30.697	40.584	18.805	1:30.086	13	22:16.063	31.419	47.640	20.014	1:39.073
6	9:04.451	30.651	40.696	18.536	1:29.883	14	23:54.894	32.714	45.976	20.141	1:38.831
7	10:35.384	30.989	40.322	19.622	1:30.933	<b>N° 3, LOMBARDI Pierre Alain, Clt / Rk 26</b>					
8	12:05.495	31.176	40.420	18.515	1:30.111	1	1:39.868	-	41.802	18.989	1:39.868
9	13:36.223	30.618	41.578	18.532	1:30.728	2	3:09.683	29.724	41.494	18.597	1:29.815
10	15:06.481	29.854	41.938	18.466	1:30.258	3	5:01.161	33.374	45.255	19.842	1:38.471
11	16:36.154	29.708	41.505	18.460	1:29.673	4	6:38.136	33.016	44.553	19.406	1:36.975
12	18:04.442	29.923	40.071	18.294	1:28.288	5	8:12.510	32.171	43.027	19.176	1:34.374
13	19:36.914	34.403	39.876	18.193	1:32.472	6	9:48.176	32.327	43.937	19.402	1:35.666
14	21:05.621	29.585	40.915	18.207	1:28.707	7	11:22.243	32.004	42.804	19.259	1:34.067
15	22:37.163	31.235	42.088	18.219	1:31.542	8	12:58.382	31.735	44.672	19.732	1:36.139
<b>N° 4, BUGAT François, Clt / Rk 12</b>						<b>N° 17, MORRIS Brian, Clt / Rk 9</b>					
1	1:48.084	-	44.680	19.365	1:48.084	1	1:48.281	-	44.659	19.201	1:48.281
2	3:22.690	31.133	44.065	19.408	1:34.606	2	3:23.071	31.275	44.277	19.238	1:34.790
3	5:01.161	33.374	45.255	19.842	1:38.471	3	5:00.714	32.767	45.313	19.563	1:37.643
4	6:38.136	33.016	44.553	19.406	1:36.975	4	6:37.258	32.183	44.862	19.499	1:36.544
5	8:12.510	32.171	43.027	19.176	1:34.374	5	8:11.391	31.958	43.062	19.113	1:34.133
6	9:48.176	32.327	43.937	19.402	1:35.666	6	9:46.141	31.449	44.220	19.081	1:34.750
7	11:22.243	32.004	42.804	19.259	1:34.067	7	11:20.529	31.299	43.756	19.333	1:34.388
8	12:58.382	31.735	44.672	19.732	1:36.139	8	12:55.949	31.567	44.259	19.594	1:35.420
9	14:35.480	32.066	45.452	19.580	1:37.098	9	14:31.302	33.097	43.296	18.960	1:35.353
10	16:10.525	31.469	44.380	19.196	1:35.045	10	16:04.798	31.278	43.104	19.114	1:33.496
11	17:44.578	31.762	43.700	18.591	1:34.053	11	17:36.955	30.962	42.286	18.909	1:32.157
12	19:18.504	32.835	42.122	18.969	1:33.926	12	19:09.606	30.885	42.836	18.930	1:32.651
13	20:52.059	30.867	43.380	19.308	1:33.555	13	20:40.852	30.638	41.723	18.885	1:31.246
14	22:25.386	31.193	42.892	19.242	1:33.327	14	22:14.095	30.404	43.793	19.046	1:33.243
15	23:58.383	30.756	42.923	19.318	1:32.997	15	23:45.463	30.523	41.890	18.955	1:31.368
<b>N° 9, CLERC Jean Michel, Clt / Rk 18</b>						<b>N° 18, DAGG Paul, Clt / Rk 4</b>					
1	1:59.391	-	49.135	20.885	1:59.391	1	1:38.891	-	41.667	18.634	1:38.891
2	3:40.100	32.751	47.386	20.572	1:40.709	2	3:08.422	30.137	41.058	18.336	1:29.531
3	5:24.103	36.503	47.087	20.413	1:44.003	3	4:37.680	29.856	41.015	18.387	1:29.258
4	7:07.021	33.799	48.807	20.312	1:42.918	4	6:06.778	29.981	40.678	18.439	1:29.098
5	8:48.837	33.477	47.773	20.566	1:41.816	5	7:37.834	30.218	42.156	18.682	1:31.056
6	10:32.892	35.025	48.399	20.631	1:44.055						
7	12:17.573	34.180	49.753	20.748	1:44.681						
8	14:00.400	34.376	48.011	20.440	1:42.827						

# GRAND PRIX DE PAU HISTORIQUE

20 - 22 mai 2016

FORMULA FORD HISTORIC - P3

CIRCUIT DE PAU (2.76 km)

COURSE 2 / RACE 2

Tour par tour

NT / NL	Temps total	S1	S2	S3	Tps. tour	NT / NL	Temps total	S1	S2	S3	Tps. tour
<b>N° 18, DAGG Paul, Clt / Rk 4</b>						<b>N° 24, CANTONAT Sébastien, Clt / Rk 19</b>					
4	6:06.778	29.981	40.678	18.439	1:29.098	1	1:56.827	-	49.015	20.840	1:56.827
5	7:37.834	30.218	42.156	18.682	1:31.056	2	3:38.518	33.045	47.927	20.719	1:41.691
6	9:09.713	31.278	41.739	18.862	1:31.879	3	5:21.825	34.727	47.770	20.810	1:43.307
7	10:39.977	30.384	41.385	18.495	1:30.264	4	7:06.484	34.940	48.845	20.874	1:44.659
8	12:12.598	30.831	43.081	18.709	1:32.621	5	8:50.489	34.956	47.830	21.219	1:44.005
9	13:43.143	30.922	41.124	18.499	1:30.545	6	10:35.587	34.367	49.094	21.637	1:45.098
10	15:13.156	30.444	41.152	18.417	1:30.013	7	12:19.939	33.881	49.318	21.153	1:44.352
11	16:42.250	30.246	40.634	18.214	1:29.094	8	14:02.459	33.809	47.909	20.802	1:42.520
12	18:11.667	<b>29.777</b>	41.186	18.454	1:29.417	9	15:41.925	32.582	46.032	20.852	1:39.466
13	19:41.186	30.620	40.543	18.356	1:29.519	10	17:21.417	<b>32.427</b>	46.918	<b>20.147</b>	<b>1:39.492</b>
14	21:09.717	29.796	40.523	18.212	1:28.531	11	18:59.100	<b>31.624</b>	45.753	20.306	<b>1:37.683</b>
15	22:38.247	29.946	<b>40.519</b>	<b>18.065</b>	<b>1:28.530</b>	12	20:37.695	32.539	<b>45.605</b>	20.451	1:38.595
						13	22:18.866	31.949	48.528	20.694	1:41.171
						14	24:00.217	34.587	46.457	20.307	1:41.351
<b>N° 20, MANTZ Didier, Clt / Rk 10</b>						<b>N° 26, COLOMBAT Didier, Clt / Rk 5</b>					
1	1:48.508	-	44.678	18.957	1:48.508	1	1:40.053	-	41.791	18.710	1:40.053
2	3:23.647	31.303	44.309	19.527	1:35.139	2	3:10.093	30.190	41.154	18.696	1:30.040
3	5:01.114	32.819	45.249	19.399	1:37.467	3	4:39.952	30.871	<b>40.402</b>	18.586	1:29.859
4	6:37.477	32.201	45.028	19.134	1:36.363	4	6:09.927	30.171	41.110	18.694	1:29.975
5	8:12.076	32.185	43.132	19.282	1:34.599	5	7:42.317	30.823	42.320	19.247	1:32.390
6	9:46.741	31.293	44.181	19.191	1:34.665	6	9:14.683	31.385	42.052	18.929	1:32.366
7	11:20.484	31.182	43.429	19.132	1:33.743	7	10:46.642	31.426	41.487	19.046	1:31.959
8	12:56.420	32.639	44.157	19.140	1:35.936	8	12:19.303	30.830	42.938	18.893	1:32.661
9	14:32.025	33.071	43.409	19.125	1:35.605	9	13:51.141	31.409	41.675	18.754	1:31.838
10	16:05.371	30.784	43.394	19.168	1:33.346	10	15:21.201	30.319	40.963	18.778	1:30.060
11	17:37.964	30.820	43.222	<b>18.551</b>	1:32.593	11	16:51.318	30.223	40.976	18.918	1:30.117
12	19:09.934	31.198	41.894	18.878	1:31.970	12	18:20.063	29.743	40.560	<b>18.442</b>	<b>1:28.745</b>
13	20:41.712	30.831	<b>41.641</b>	19.306	1:31.778	13	19:50.188	29.664	40.671	19.790	1:30.125
14	22:14.415	<b>30.175</b>	43.487	19.041	1:32.703	14	21:19.841	30.285	40.774	18.594	1:29.653
15	23:45.572	30.548	41.781	18.828	<b>1:31.157</b>	15	22:48.649	<b>29.636</b>	40.562	18.610	1:28.808
<b>N° 23, NAVEAU Jacques, Clt / Rk 20</b>						<b>N° 30, RICHARD Bernard, Clt / Rk 25</b>					
1	1:57.068	-	49.063	<b>20.256</b>	1:57.068	1	1:45.890	-	43.835	19.075	1:45.890
2	3:38.498	<b>33.354</b>	47.721	20.355	<b>1:41.430</b>	2	3:17.486	<b>30.547</b>	42.287	<b>18.762</b>	<b>1:31.596</b>
3	5:21.831	35.333	<b>47.498</b>	20.502	1:43.333	3	4:49.346	30.744	<b>41.682</b>	19.434	1:31.860
4	7:04.457	33.837	47.738	21.051	1:42.626	4	-	33.397	-	-	-
5	8:48.652	34.507	48.233	21.455	1:44.195						
6	10:33.975	35.162	49.415	20.746	1:45.323						
7	12:18.631	34.069	49.834	20.753	1:44.656						
8	14:01.830	34.602	47.643	20.954	1:43.199						
9	15:46.082	34.733	48.366	21.153	1:44.252						
10	17:28.971	33.642	47.567	21.680	1:42.889						
11	19:14.045	34.200	49.833	21.041	1:45.074						
12	20:56.954	33.671	48.013	21.225	1:42.909						
13	22:42.465	34.515	50.031	20.965	1:45.511						
<b>N° 41, BARTELL Maxim, Clt / Rk 8</b>											
1	1:49.061	-	44.410	19.000	1:49.061						
2	3:24.025	31.379	43.912	19.673	1:34.964						
3	5:01.518	33.025	45.019	19.449	1:37.493						
4	6:38.271	32.995	44.673	19.085	1:36.753						
5	8:12.537	32.333	42.999	18.934	1:34.266						
6	9:47.566	31.699	44.015	19.315	1:35.029						
7	11:20.767	30.961	43.183	19.057	1:33.201						

# GRAND PRIX DE PAU HISTORIQUE

20 - 22 mai 2016

FORMULA FORD HISTORIC - P3

CIRCUIT DE PAU (2.76 km)

COURSE 2 / RACE 2

Tour par tour

NT / NL	Temps total	S1	S2	S3	Tps. tour	NT / NL	Temps total	S1	S2	S3	Tps. tour
<b>N° 41, BARTELL Maxim, Clt / Rk 8</b>						<b>N° 47, PLAISANT Michel, Clt / Rk 16</b>					
7	11:20.767	30.961	43.183	19.057	1:33.201	2	3:15.827	30.474	42.608	18.859	1:31.941
8	12:56.006	32.055	44.034	19.150	1:35.239	3	4:47.752	30.396	42.255	19.274	1:31.925
9	14:29.006	32.833	41.575	18.592	1:33.000	4	6:31.988	30.531	44.555	29.150	Pit In
10	15:59.166	30.742	40.770	18.648	1:30.160	<b>N° 42, JAMES Guy, Clt / Rk 7</b>					
11	17:30.145	30.469	41.796	18.714	1:30.979	1	1:41.367	-	42.473	18.849	1:41.367
12	19:00.033	30.915	40.567	18.406	1:29.888	2	3:14.251	31.067	42.779	19.038	1:32.884
13	20:30.043	30.833	40.470	18.707	1:30.010	3	4:46.056	30.471	42.380	18.954	1:31.805
14	22:00.927	30.224	41.993	18.667	1:30.884	4	6:17.720	30.086	42.706	18.872	1:31.664
15	23:30.763	30.127	41.073	18.636	1:29.836	5	8:00.176	40.650	42.907	18.899	1:42.456
<b>N° 43, GRANT Callum, Clt / Rk 3</b>						<b>N° 48, GUERET Erick, Clt / Rk 17</b>					
1	1:41.412	-	42.120	18.623	1:41.412	1	1:52.404	-	46.545	20.061	1:52.404
2	3:10.368	30.158	40.605	18.193	1:28.956	2	3:28.704	31.697	44.642	19.961	1:36.300
3	4:39.330	30.053	40.401	18.508	1:28.962	3	5:06.684	32.101	45.338	20.541	1:37.980
4	6:07.813	29.824	40.308	18.351	1:28.483	4	6:48.607	33.763	47.474	20.686	1:41.923
5	7:38.031	30.267	41.616	18.335	1:30.218	5	8:27.415	32.901	45.347	20.560	1:38.808
6	9:10.398	31.445	42.080	18.842	1:32.367	6	10:06.405	32.649	45.512	20.829	1:38.990
7	10:40.047	30.396	41.147	18.106	1:29.649	7	11:47.314	33.580	46.450	20.879	1:40.909
8	12:11.747	30.271	42.551	18.878	1:31.700	8	13:28.592	33.522	46.428	21.328	1:41.278
9	13:42.625	30.776	41.415	18.687	1:30.878	9	15:10.410	33.219	47.315	21.284	1:41.818
10	15:12.487	30.571	40.920	18.371	1:29.862	10	16:52.524	33.828	47.084	21.202	1:42.114
11	16:41.990	30.465	40.592	18.446	1:29.503	11	18:30.843	32.279	45.572	20.468	1:38.319
12	18:10.874	29.743	40.851	18.290	1:28.884	12	20:08.965	32.421	45.323	20.378	1:38.122
13	19:39.101	29.970	40.005	18.252	1:28.227	13	21:47.224	32.217	45.712	20.330	1:38.259
14	21:07.501	29.754	40.417	18.229	1:28.400	14	23:26.734	32.587	46.152	20.771	1:39.510
15	22:37.638	30.245	41.665	18.227	1:30.137	<b>N° 55, PARKINGTON Ian, Clt / Rk 11</b>					
<b>N° 46, DIX Stuart, Clt / Rk 24</b>						1	1:45.129	-	43.891	19.241	1:45.129
1	1:43.886	-	43.330	18.970	1:43.886	2	3:19.793	30.858	44.175	19.631	1:34.664
						3	4:54.877	31.914	43.883	19.287	1:35.084
						4	6:31.986	32.772	44.660	19.677	1:37.109
						5	8:08.802	33.265	44.089	19.462	1:36.816
						6	9:44.649	32.605	43.692	19.550	1:35.847
						7	11:18.988	31.706	43.286	19.347	1:34.339
						8	12:55.587	31.505	45.514	19.580	1:36.599
						9	14:30.694	32.459	43.653	18.995	1:35.107
						10	16:04.162	31.524	42.864	19.080	1:33.468



# GRAND PRIX DE PAU HISTORIQUE

20 - 22 mai 2016

FORMULA FORD HISTORIC - P3

CIRCUIT DE PAU (2.76 km)

COURSE 2 / RACE 2

Tour par tour

NT / NL	Temps total	S1	S2	S3	Tps. tour	NT / NL	Temps total	S1	S2	S3	Tps. tour
<b>N° 55, PARKINGTON Ian, Clt / Rk 11</b>						3	5:31.123	37.317	48.689	<b>20.820</b>	1:46.826
7	11:18.988	31.706	43.286	19.347	1:34.339	4	8:58.371	36.271	1:03.265	1:47.712	Pit In
8	12:55.587	31.505	45.514	19.580	1:36.599	5	16:17.702	-	54.882	21.386	7:19.331
9	14:30.694	32.459	43.653	18.995	1:35.107	6	18:03.439	35.391	49.162	21.184	1:45.737
10	16:04.162	31.524	42.864	19.080	1:33.468	7	19:56.161	40.257	51.421	21.044	1:52.722
11	17:37.645	31.331	43.273	18.879	1:33.483	8	21:44.574	35.340	51.725	21.348	1:48.413
12	19:10.836	31.168	42.942	19.081	1:33.191	9	23:34.720	36.260	52.228	21.658	1:50.146
13	20:43.176	<b>30.836</b>	<b>41.936</b>	<b>19.568</b>	<b>1:32.340</b>						
14	22:16.221	<b>30.391</b>	43.852	<b>18.802</b>	1:33.045						
15	23:49.950	31.937	42.716	19.076	1:33.729						
<b>N° 77, DIONISOTTI Jean, Clt / Rk 6</b>						1	1:37.545	-	40.658	18.685	1:37.545
2	3:06.981	30.263	40.466	18.707	1:29.436	3	4:36.258	30.067	<b>40.433</b>	18.777	<b>1:29.277</b>
4	6:05.993	30.050	40.529	19.156	1:29.735	5	7:37.869	30.748	41.877	19.251	1:31.876
6	9:10.416	31.071	42.346	19.130	1:32.547	7	10:41.204	31.014	41.133	<b>18.641</b>	1:30.788
8	12:13.983	30.519	43.489	18.771	1:32.779	9	13:44.938	30.617	41.332	19.006	1:30.955
10	15:15.478	30.674	40.764	19.102	1:30.540	11	16:47.359	30.365	42.811	18.705	1:31.881
12	18:17.379	30.421	40.843	18.756	1:30.020	13	19:47.973	30.309	41.054	19.231	1:30.594
14	21:17.935	30.114	41.087	18.761	1:29.962	15	22:48.662	<b>29.932</b>	41.863	18.932	1:30.727
<b>N° 81, LOVETT James, Clt / Rk 21</b>						1	1:59.705	-	48.427	20.681	1:59.705
2	3:40.879	<b>33.494</b>	<b>46.909</b>	20.771	<b>1:41.174</b>	3	5:25.077	36.574	47.069	20.555	1:44.198
4	7:07.674	34.107	48.116	<b>20.374</b>	1:42.597	5	8:50.891	34.875	47.382	20.960	1:43.217
6	10:37.401	35.148	48.510	22.852	1:46.510	7	12:22.397	36.240	47.960	20.796	1:44.996
8	14:05.531	34.836	47.096	21.202	1:43.134	9	15:50.190	34.404	48.255	22.000	1:44.659
10	17:33.294	34.359	47.870	20.875	1:43.104	11	19:18.918	35.023	49.072	21.529	1:45.624
12	21:04.134	35.328	48.485	21.403	1:45.216	13	22:52.962	37.091	50.275	21.462	1:48.828
<b>N° 90, SIMON Alain, Clt / Rk 14</b>						1	1:47.252	-	44.467	<b>19.017</b>	1:47.252
2	3:22.240	31.380	44.398	19.210	1:34.988	3	5:00.086	33.069	45.408	19.369	1:37.846
4	6:35.682	31.487	44.764	19.345	1:35.596	5	8:10.676	31.415	43.811	19.768	1:34.994
6	9:45.713	31.742	44.116	19.179	1:35.037						
<b>N° 57, WILD David, Clt / Rk 15</b>						1	1:46.990	-	44.223	<b>19.294</b>	1:46.990
2	3:22.050	31.344	44.105	19.611	1:35.060	3	5:03.022	32.448	48.154	20.370	1:40.972
4	6:55.521	46.032	46.542	19.925	1:52.499	5	8:32.667	32.998	43.976	20.172	1:37.146
6	10:08.760	32.589	43.502	20.002	1:36.093	7	11:47.480	32.338	45.753	20.629	1:38.720
8	13:25.544	32.644	44.664	20.756	1:38.064	9	15:02.489	32.621	44.108	20.216	1:36.945
10	16:38.258	31.669	44.334	19.766	1:35.769	11	18:13.427	31.308	44.459	19.402	1:35.169
12	19:48.531	31.236	<b>43.498</b>	20.370	1:35.104	13	21:23.421	31.578	43.617	19.695	<b>1:34.890</b>
14	22:58.597	<b>31.163</b>	43.943	20.070	1:35.176						
<b>N° 76, PUYAU Claude, Clt / Rk 23</b>						1	2:01.462	-	50.376	21.130	2:01.462
2	3:44.297	<b>34.227</b>	<b>47.568</b>	21.040	<b>1:42.835</b>						



www.hvmracing.fr | HVM Racing - 21/25 boulevard d'Auteuil - 10 Square Gutenberg 92100 Boulogne - France

Départ : 18:01, Drapeau damier : 18:23



# GRAND PRIX DE PAU HISTORIQUE

20 - 22 mai 2016

FORMULA FORD HISTORIC - P3

CIRCUIT DE PAU (2.76 km)

COURSE 2 / RACE 2

Tour par tour

NT / NL	Temps total	S1	S2	S3	Tps. tour	NT / NL	Temps total	S1	S2	S3	Tps. tour
N° 90, SIMON Alain, Clt / Rk 14											
5	8:10.676	31.415	43.811	19.768	1:34.994						
6	9:45.713	31.742	44.116	19.179	1:35.037						
7	11:19.936	31.217	43.885	19.121	1:34.223						
8	12:55.439	31.081	44.634	19.788	1:35.503						
9	14:34.119	32.017	47.392	19.271	1:38.680						
10	16:09.865	31.141	45.294	19.311	1:35.746						
11	17:47.739	31.060	47.622	19.192	1:37.874						
12	19:22.610	31.604	43.436	19.831	1:34.871						
13	20:58.027	31.594	44.590	19.233	1:35.417						
14	22:31.541	31.219	43.085	19.210	1:33.514						
15	24:07.493	30.380	46.057	19.515	1:35.952						

N° 99, VIGNES Alain, Clt / Rk 22											
1	1:43.434	-	43.139	18.907	1:43.434						
2	3:15.420	30.534	42.549	18.903	1:31.986						
3	4:47.390	30.106	42.659	19.205	1:31.970						
4	6:18.883	29.856	42.647	18.990	1:31.493						
5	7:53.672	31.857	43.469	19.463	1:34.789						
6	9:29.170	32.338	43.754	19.406	1:35.498						
7	11:04.889	32.059	44.108	19.552	1:35.719						
8	12:40.166	31.641	44.055	19.581	1:35.277						
9	14:14.146	31.365	43.124	19.491	1:33.980						
10	15:49.245	31.155	43.392	20.552	1:35.099						
11	17:27.558	31.196	47.062	20.055	1:38.313						

